



DELHI PUBLIC SCHOOL UDHAMPUR

HOLIDAYS HOMEWORK (CLASS- KINDERGARTEN-III)

NAME- _____

Prep A4B

Summer holidays mean no to school,
Waking up late with no set rule.

Playing and talking and watching cartoon,
Fun continues till the end of June.

Beautiful time comes once in a year,
Summer holidays are best days ever.

So have loads of fun, play indoor games, meet relatives and friends, go out for picnics and walks in the evenings, eat lot of fruits and drink plenty of juices, splash around in the pool, watch your favourite cartoon and read stories every day.....

It is great to relax but do try and remember to:

- Follow a routine
- Play outdoors every evening
- Learn new songs and rhymes
- Play games such as hide and seek, I spy with my little eye.
- Spend time with grandparents and cousins
- Eat well
- Sleep well
- We have prepared your Homework in a way that makes holidays even more enjoyable for you. The fun filled activities given to you will surely be the page-turners!
- Above all, now is the time you can show your parents how much you love them. So, help mamma with daily chores, help daddy while cleaning the car, watering the plants.

Though we will miss you and your chatter and laughter definitely, we wish you a HAPPY AND HAPPENING SUMMER BREAK!

Enjoy and take care of yourself!

With Love

Class Teacher

NOTE:- SCHOOL WILL REOPEN ON 16TH JULY, 2018



FEW REMINDERS FOR THE STUDENTS:

- Learn to dress yourself button up yours shirts on your own.
- Water the plants and feed the birds.
- Don't watch too much of television.
- Wish your family members- Good morning, Good Afternoon, Good Evening.

✓ **KINDLY ENSURE THAT THE HOLIDAY HOME-WORK IS COMPLETED BY THE STUDENT.**

Lets try to be independent during this summer break and learn.

- Brush your teeth twice a day.
- Put on your socks and shoes.
- Pack up your bag.
- Spell your name.
- Eat lunch on your own.
- Keep your surroundings neat and clean.
- Practice the concepts learnt in the class on regular basis.
- Speak in English at home. Use the magic words- 'PLEASE', 'SORRY', 'THANK YOU', 'EXCUSE ME'.

PURCHASE THREE IN ONE NOTEBOOK FROM MARKET AND DO THE H/W IN THAT NOTEBOOK

ENGLISH → WRITTEN → Do 3 Pages Of Letter A TO Z notebook, Do 3 pages of print a-z notebook , Do 3 pages of cursive a-z notebook and joining of two and three letter words with 'a' vowel (3pages)

Oral → Do reading of pages 8,9,in book 1

Revise page 9,11,13,15,17,19,21,23 book 2

Rhymes- Do pages 84, 85 book 1

MATHS WRITTEN – Do 5 Pages counting 1-60 In Notebook.

1 page of each after, before and between no's (1-60) notebooks

HINDI → WRITTEN:- Do three pages of swar and 3 pages of vayanjan in notebook, Do five pages of दो अक्षरों के जोड़ in notebook

**HAVE A JOYFUL TIME
HAPPY HOLIDAYS**






Language Development

Date

/ /

● Add a suitable consonant to the at ending on each star.



Read these rhyming lines.


The fat cat sat on the mat
And gave the rat there a pat.

Write the vowels of each word in the boxes.



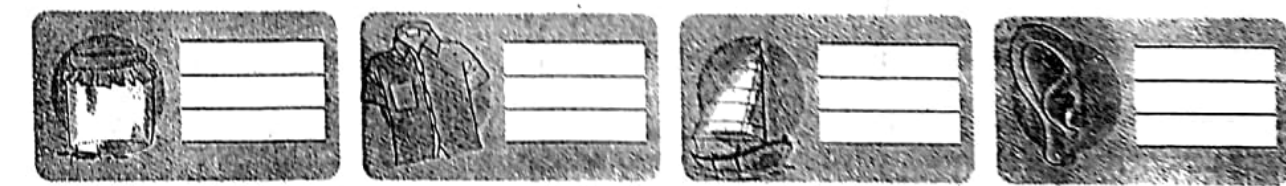




1. dictionary
2. photograph
3. museum
4. winter
5. computer
6. diamond
7. playground
8. kitchen
9. koala
10. sandwich

Vowels

i	i	o	a	e



Wow! We now know our Aa - Zz. Let us write the correct letter for each picture



51		71		
	62		82	
		73		
54				94
			85	

Number Work

Date

/ /


WHICH NUMBER IS GREATEST / LEAST

● Circle the number which is greatest.

⑧ 1 4	5 15 18	12 16 8	5 6 7
3 9 13	17 8 14	18 19 17	7 17 9
9 8 17	6 9 16	14 8 9	12 13 11

● Circle the number which is the least.


8 ① 4	8 16 6	14 4 15	1 2 3
8 7 10	8 10 12	18 17 16	11 7 8
10 1 10	4 2 11	5 11 19	17 15 13




3	12	11	8	23	26
14	13	10	9	22	27
17	18	19	20	21	28
34	33	32	31	30	29
49	50	77	78	79	80
52	51	76	83	82	81

Number work

What comes after ?



What comes before ?






SHAPE STORY

Discovering My Language Skills



Trace the dotted lines and colour the picture.



General Awareness

Date

Tick (✓) the correct option.

1. I am a




girl ☐

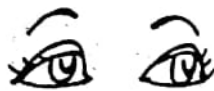


boy ☐


2. My eyes are



black ☐



brown ☐



blue ☐

3. My hair are



long ☐



curly ☐



short ☐



short and brown ☐

4. I am



thin ☐



fat ☐



healthy ☐

5. I love to wear



frock ☐



t-shirt and shorts ☐



top and skirt ☐



jeans and shirt ☐


Fingerprints Magic

Dip your fingers in colour. Print them in the circle below to see your fingerprints. Make your friends and family members do the same. Compare the fingerprints.

Fingerprint Sample



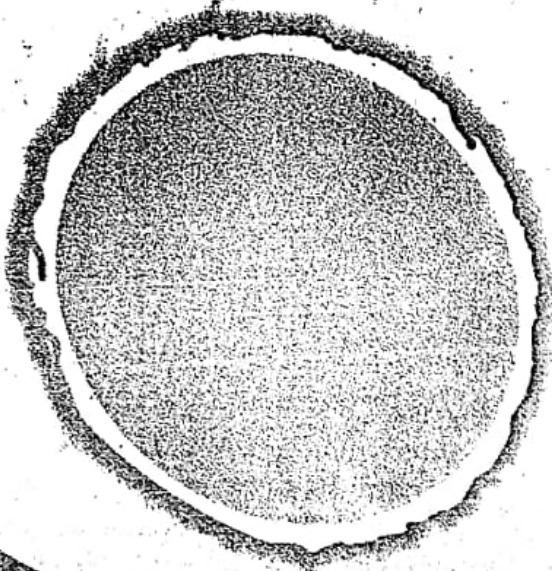
My fingerprints




My brother's/my sister's fingerprints



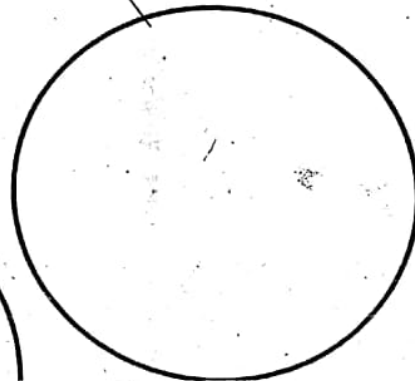
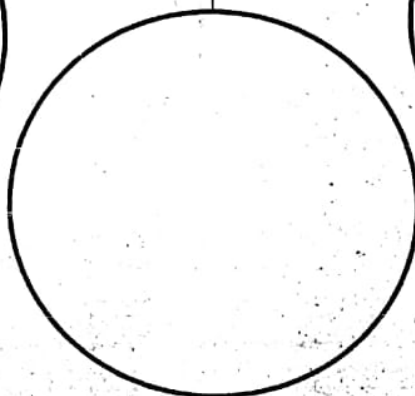
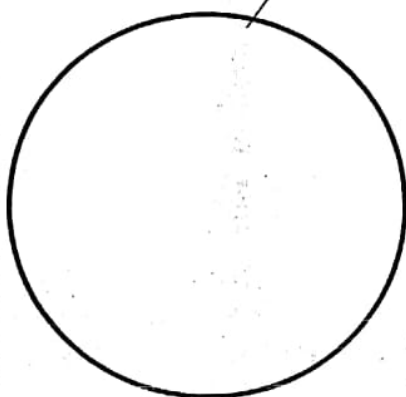


My parents fingerprints



My friend's fingerprints



3. Paste the pictures of "We use water for...?"





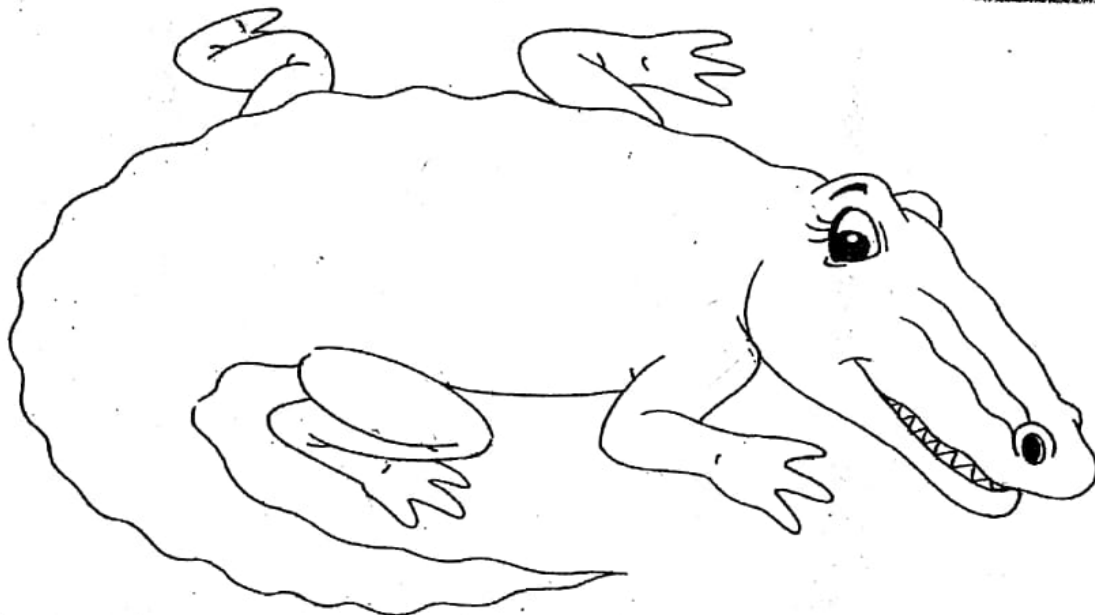
WE ARE DIFFERENT



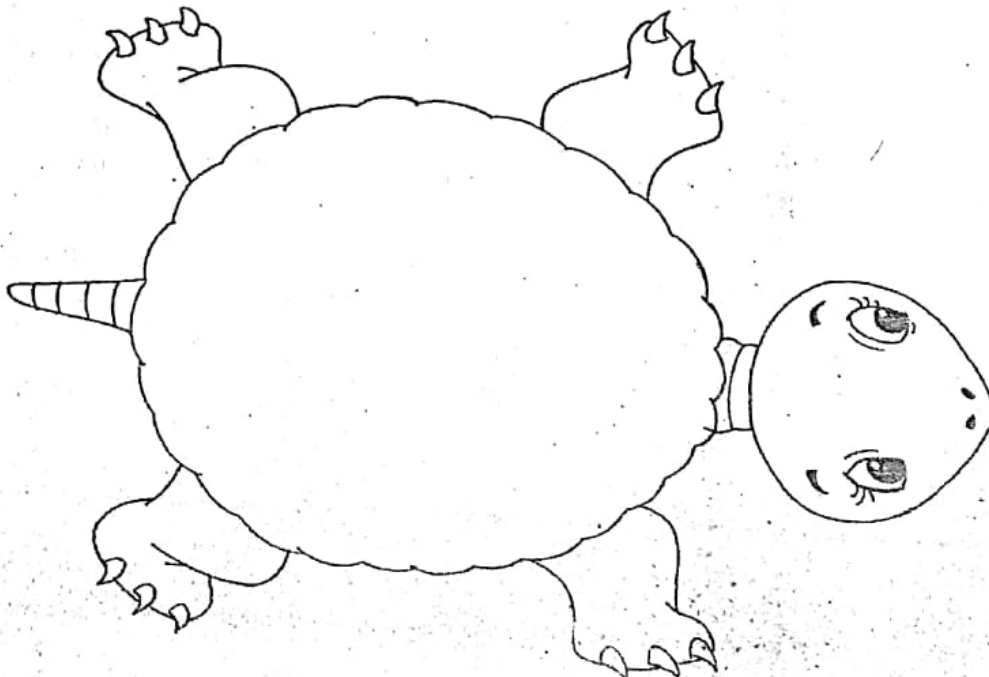
Discovering Relationships



Colour the picture of the crocodile and paste groundnut shells on its body.

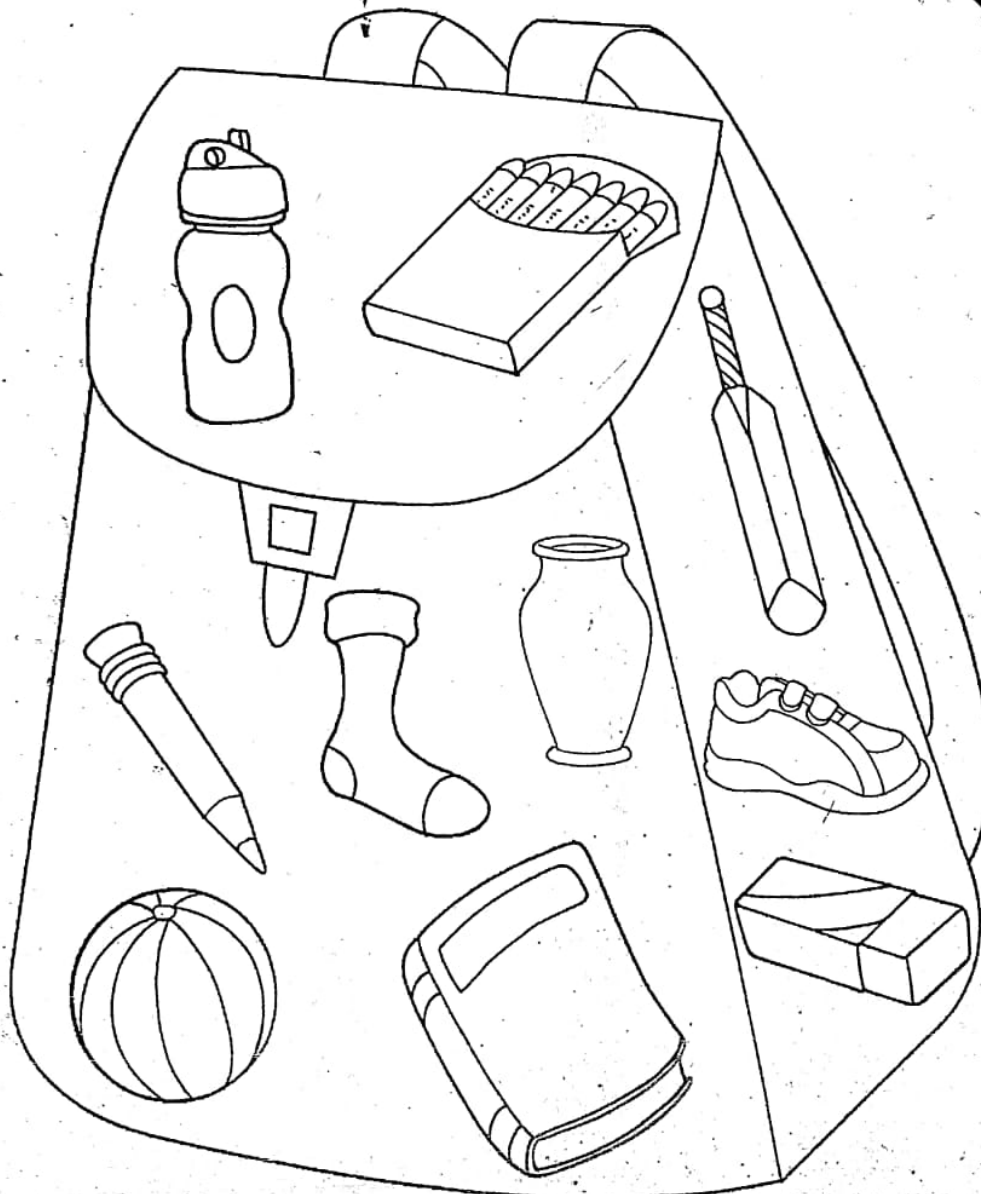


Colour the tortoise and paste walnut shells on its body.




Getting Ready For School

Colour the things that will go inside
the school bag.




M. S.

2. व्यंजन 'क' से 'ह' तक मिलाते हुए चित्र पूरा कीजिए और उसमें रंग भरिए—





बगीचे में छिपे वर्णों को ढूँढो और नीचे लिखो। फिर चित्र में रंग भरें।

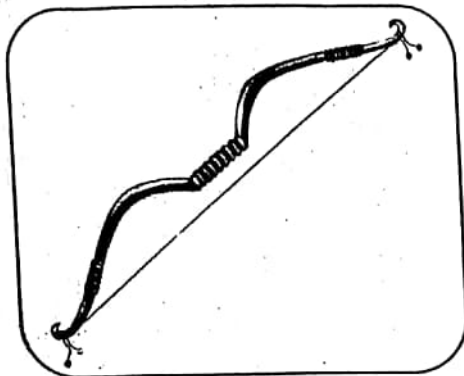


7



नीचे बना दिया के आगे सही व्यंजन लिखें:



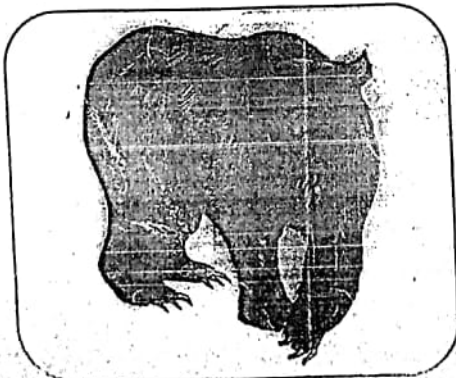

त




.....



.....




.....



आओ देखें, शब्द कैसे बनते हैं




— + — + —




म + ट + र



मटर




— + — + —

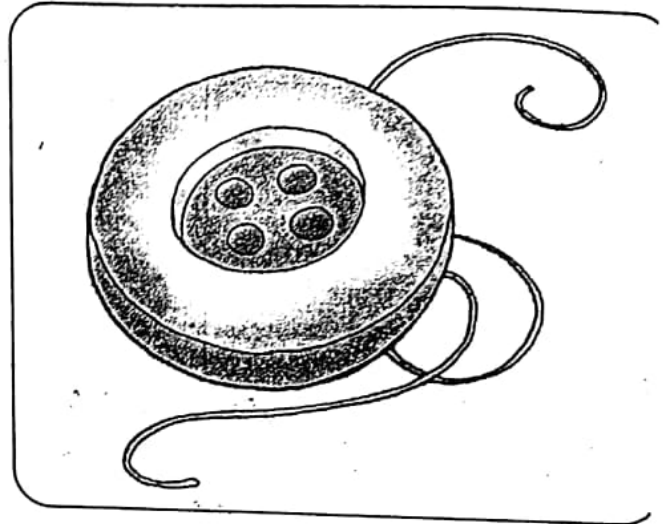


— + — + — + —


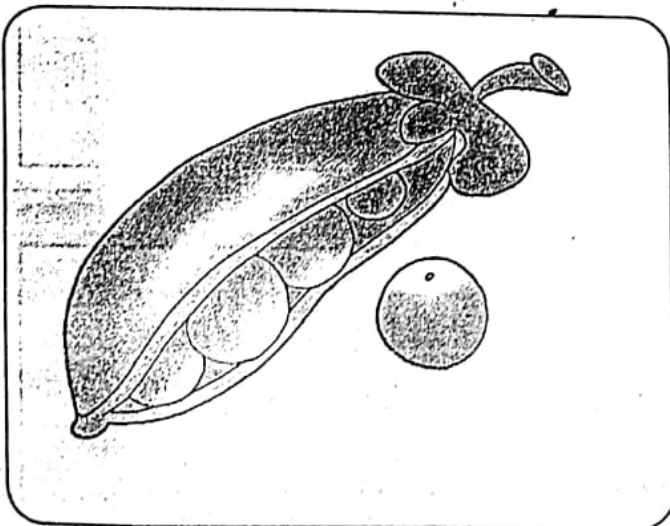





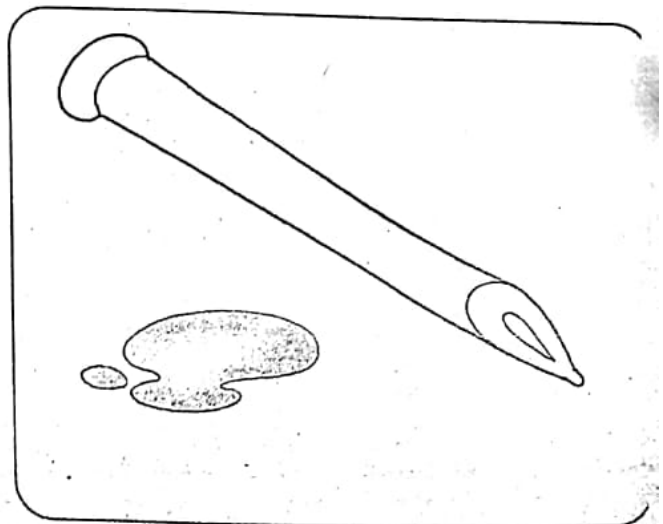
नहर, लहर, ठहर, पहर



बटन, बटर, बचत, बरस



पटर, डगर, रपट, पलट



कलम, नरम, गरम, कमल

चित्र पहचान




वाक्य पूरे
करना

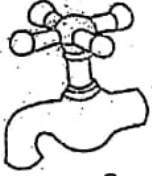
चित्र देखकर शब्द लिखो और वाक्य पढ़ो —



..... घर तक चल।



..... पर चढ़।



..... पर जल भर।



..... चख।



..... पर मत चल।



..... उधर गई।



..... इधर ला।



..... बना।



पठन तथा मिलान



शब्द पढ़ना

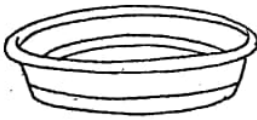
◆ चित्रों के नाम तक रेखा खींचो और चित्रों में रंग भरो —



घर



आम




चल



छत




पर

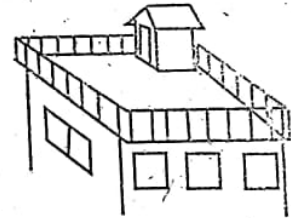


जग

फल



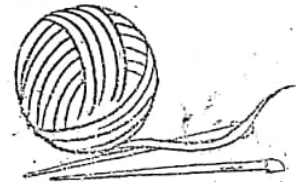
ऊन



टब



बस



Blykta
Pamph