



# DELHI PUBLIC SCHOOL UDHAMPUR


HOLIDAY HOME WORK 2018-19  
CLASS II  
FUN ACTIVITY FOR SUMMER VACATION

As the holidays have begun.  
It's time for us to have some fun.  
It is time to see amazing kids' movies.  
And help our mama in making goodies.



We will make new friends and  
play lots of games.  
Spend time with them and  
know their names.  
We got a big break from school,  
to enjoy the vacation and stay  
cool.

We are free to do anything we like  
Playing, reading or riding our bike.  
We will sleep on time and rise with  
the bright sun.  
As the holidays have begun  
It's time for us to have some fun.



**Dear Children**

**Its vacation time again! During the long hot afternoon beat the heat by staying indoors and doing some interesting and innovative activities.**

**A book is a child's best friend.** Develop a love for reading. Read any 3 story books by yourself and describe your favourite story with an illustration in your own words in 8-10 lines on an A4 size sheet. **Recommended book for English reading – panchtantra series**

**Imagination is the beginning of creation. "The greatest gift I ever had, came from God. I call him dad."** Design a card for Father's Day to show your gratitude and love.

**A healthy mind resides in a healthy body.** Start your day early and set a routine even during vacations. Learn to take care of personal hygiene by inculcating healthy habits like brushing teeth twice daily, washing hands at regular intervals, trimming nails and bathing daily.

**Experience and value nature.** Go for walks with your family. In addition, you can play games, go cycling, swimming, skating to keep yourself fit and healthy while you enjoy.

**Happiness is when you care, help and share.** Do help around the house doing small jobs like laying table, making beds, filling water bottles, watering plants, etc. Be polite, respectful and obedient at all times.

**Encourage self-responsibility.** Prepare your favourite mocktail / dish (without fire) yourself.

**Conserve nature.** Feed the birds with food and water. Plant a tree. Minimize the wastage of resources like water, fuel and electricity.

**Learn about our heritage.** Go for an educational visit to places like National Science Museum, Rail Museum, Bal Bhawan, Crafts Museum and HOHO Bus Ride (if Possible)

**Tête-à-Tête.** Share your thoughts with your parents about the books you read, games you like to play. Learn from their experiences. Think and tell 5 words that describe you.

**Good manners is the key.** Respect your parents, grandparents and all elders. Practice the magic words - Please, Sorry, Excuse Me and Thank You every day. Greet everybody with a smile.

**Must do:**

Drink lots of water / juices and eat healthy food.

Do five good deeds. (caring, sharing etc)

Read every day. Watch less of T.V.

**Cyber Fun:** Suggested internet sites to visit;

[www.pitara.com](http://www.pitara.com) : [www.funbrain.com](http://www.funbrain.com) : [www.magickeys.com](http://www.magickeys.com)(reading books) :  
[www.kids.nationalgeographic.com](http://www.kids.nationalgeographic.com)


indoors and  
yourself  
' A4 size  
' call

**PLEASE ALSO NOTE THE FOLLOWING**

- Learn and revise all the syllabus done before holidays in the class for all the subjects.
- Class tests will be taken after the vacation for all the subjects.
- You need to make two separate notebooks for writing. One for English handwriting and other for Hindi. (Do 20 pages of handwriting for both the subjects).
- It's a humble request to our dear parents to encourage their children to do holiday home work/ activities/ projects on their own. No parent is advice to do the holiday homework of their ward. Yes, parents can be a mentor for them. Students will be awarded marks for various activities/ projects on the basis of neatness.


**Note:-** Summer break starts from 4 June 2018 to 15 July 2018 (school reopens on 16 July 2018).

( Holiday home work submission date for class II is July 23,2018)





# All About My Summer



Fill up th  
give

Books I read:

3 good habits I inculcated:

I love coming back to school because:

A new dish I learnt this summer:




My favourite summer treat:

The place/places I visited:


1. A herd of \_\_\_\_\_ ran free on the grassland.
2. A band of \_\_\_\_\_ played on the street.
3. There are fifty two \_\_\_\_\_ in a pack.
4. The class of \_\_\_\_\_ listened carefully to their teacher.
5. The young musician composed an album of \_\_\_\_\_.
6. The troupe of \_\_\_\_\_ travelled to the film festival for giving a performance on stage.
7. Baker gave Manish a loaf of \_\_\_\_\_.
8. There was a stack of \_\_\_\_\_ lying in the window sill.
9. Little Nemo swam along with the school of \_\_\_\_\_.
10. Red riding hood walked playfully through the forest of \_\_\_\_\_.

Find the plurals of the given words in the maze below:

Leaf, potato, octopus, sand, baby, cart,  
bench, snail, tooth, knife, sheep, vessel




B V E S S E L S  
P O T A T O E S  
T C H N K I A W  
E T M D R X V U  
E O B A B I E S  
T P C A R T S D  
H U K N I V E S  
S S H E E P M N  
B E N C H E S R  
G S N A I L S K



## MY BOOK REPORT

Read a lot of books in your summer vacation. Choose your favourite amongst them and answer the following:



Name of the book

---

Name of the author

---

I liked the book because

---

The story is about

---

My favourite character/characters of the story.

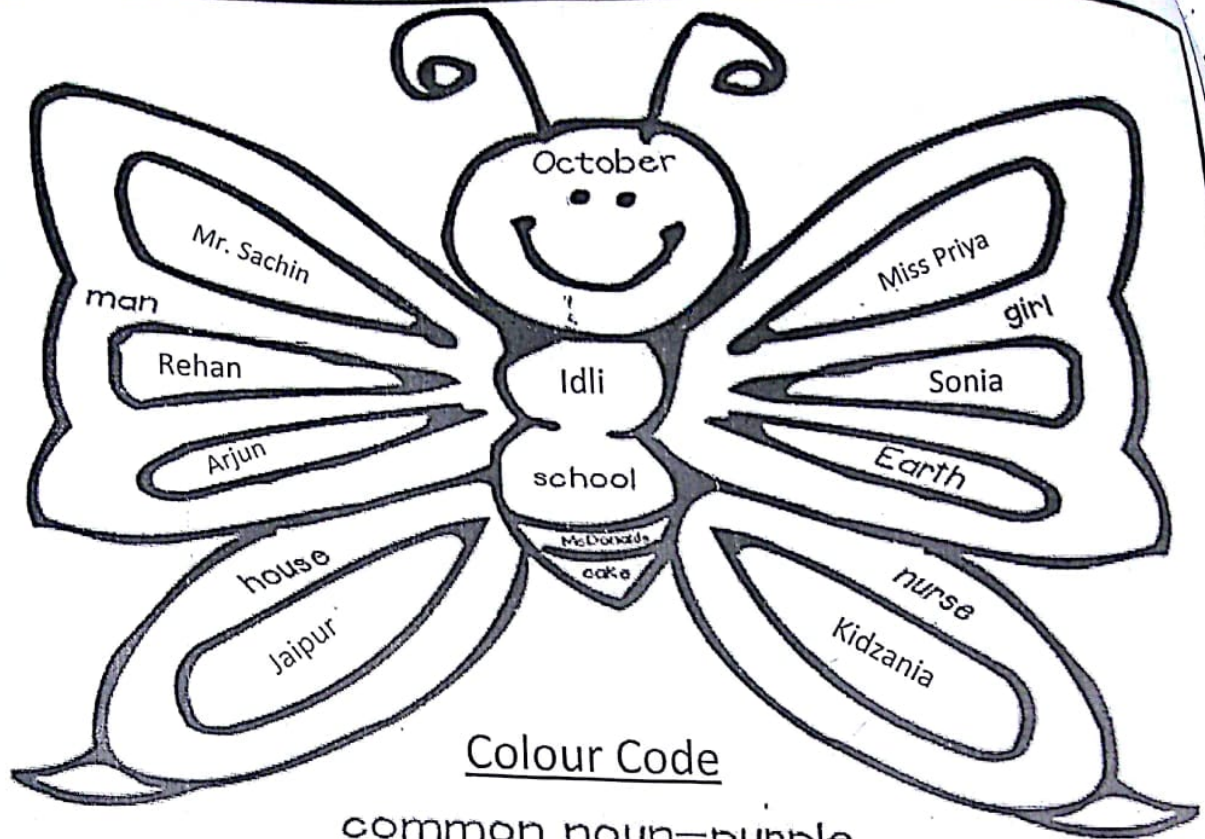
---

Illustrate and colour your favourite part of the story.

Note: It should be a true account of your reading.



Colour the Common and Proper nouns as per the code given below.



Colour Code

common noun=purple  
proper noun=blue

Read the short story and fill up the given blanks.

My Baby Brother

I love my baby brother. His name is Atul. He sleeps a lot. When he cries, I try to cheer him up. He laughs when I make silly voices. Mum and Dad give us a lot of love and care.



1. My baby brother is called \_\_\_\_\_.
2. When he cries I \_\_\_\_\_.
3. We should give a lot of \_\_\_\_\_ and \_\_\_\_\_ to our siblings.





निम्न संयुक्त व्यंजनों से दो-दो शब्द बनाओ

त् + र = त्र

(त्रिशूल)

\_\_\_\_\_

\_\_\_\_\_

क् + ष = क्ष

(क्षत्रिय)

\_\_\_\_\_

\_\_\_\_\_

ज् + ज्ञ = ज्ञ

(ज्ञान)

\_\_\_\_\_

\_\_\_\_\_

भ् + र = श्र

(विश्राम)

\_\_\_\_\_

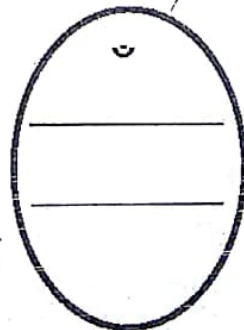
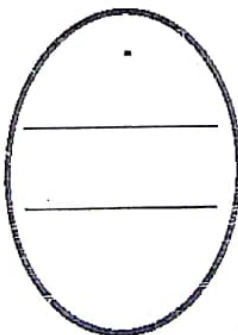
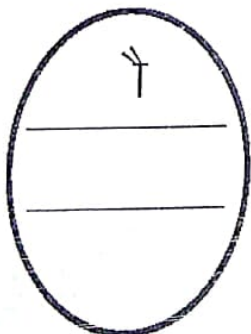
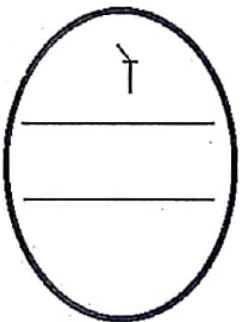
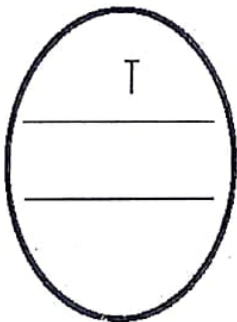
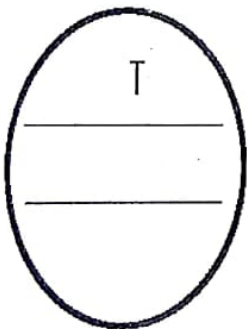
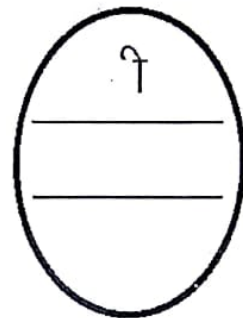
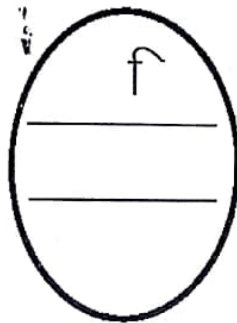
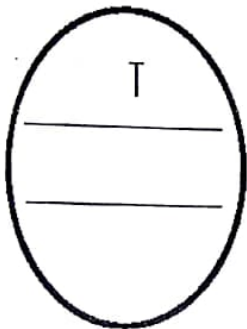
\_\_\_\_\_

सही शब्द चुनकर खाली स्थान भरो—

- i. \_\_\_\_\_—हमारे सच्चे मित्र हैं। (वृक्ष, व्रक्ष)
- ii. हमारी \_\_\_\_\_ बहुत सुंदर है। (पृथ्वी, प्रथ्वी)
- iii. हमारे सौरमंडल में आठ \_\_\_\_\_ है। (ग्रह, गृह)
- iv. हिमालय \_\_\_\_\_ बहुत ऊँचा है। (पवृत, पर्वत)
- v. \_\_\_\_\_ में सामान लदा है। (ट्रक, टर्क)
- vi. हमें \_\_\_\_\_ के नियमों का पालन करना चाहिए। (ट्रैफिक, ट्टैफिक)
- vii. हमारे झंडे में एक \_\_\_\_\_ है। (चक्र, चर्क)
- viii. राधा बहुत अच्छा \_\_\_\_\_ करती है। (नृत्य, नर्त्य)
- ix. दिल्ली में \_\_\_\_\_ रेल चलती है। (मेट्रो, मेटो)
- x. \_\_\_\_\_ बजा रहा है। (ड्रम, डर्म)

शब्दों की मात्राएँ पहचानकर उन्हें सही स्थान पर लिखिए।

सैर, लड़की, तरबूज, बुलबुल, पैदल, अंगूर, कौन, मित्र, कली, गमला, चुप, नाव, रेल, औरत, बेर, शोर, मोर, हिरन, पंखा, माँ, वृक्ष, गाँव, पृथ्वी, पतंग





चित्र देखकर सहायक शब्दों की मदद से कहानी पूरी कीजिए और एक शीर्षक दीजिए।



खिलाता  
शरीर

मीठे  
जामुन

सैर  
बंदर

मगरमच्छ  
नदी

इरादा  
पत्नी

तैयार

नदी के किनारे एक बहुत बड़ा \_\_\_\_\_ का पेड़ था। उस पेड़ पर एक \_\_\_\_\_ रहता था। नदी में एक \_\_\_\_\_ रहता था। बंदर और मगरमच्छ आपस में मित्र थे। बंदर मगरमच्छ को पेड़ से मीठे-मीठे जामुन तोड़कर \_\_\_\_\_ था।

एक दिन मगरमच्छ कुछ जामुन अपनी \_\_\_\_\_ के लिए ले गया। मगरमच्छ की पत्नी जामुन खाकर बहुत खुश हुई। उसने कहा, 'यह जामुन तो बहुत मीठे हैं। जो बंदर रोज़ इतने \_\_\_\_\_ जामुन खाता है, उसका दिल कितना मीठा होगा!' यह कहकर उसने मगरमच्छ से बंदर का दिल लाने को कहा। अगले दिन मगरमच्छ ने बंदर से कहा, 'चलो मित्र! आज मैं तुम्हें \_\_\_\_\_ की \_\_\_\_\_ करवा कर लाता हूँ।' बंदर तुरंत \_\_\_\_\_ हो गया।

नदी के बीच पहुँचकर मगरमच्छ ने कहा, 'मित्र! मेरी पत्नी कहती है कि बंदर हर रोज़ इतने मीठे जामुन खाता है, उसका दिल बहुत मीठा होगा।' बंदर एक ही पल में मगरमच्छ का \_\_\_\_\_ समझ गया। उसने बहुत चतुराई से कहा, 'मित्र! यह बात तुमने पहले क्यों नहीं बताई? मैं तो अपना दिल पेड़ पर ही छोड़ आया हूँ। वापस चलो, पेड़ पर जाकर दिल ले आते हैं।'

वे जैसे ही नदी के किनारे वापस पहुँचे तो बंदर कूदकर पेड़ पर चढ़ गया और बोला, 'मूर्ख! सभी का दिल उनके \_\_\_\_\_ में ही होता है। तुम मुझे मारना चाहते थे। आज से हमारी मित्रता समाप्त होती है।' इस तरह बंदर ने समझदारी और होशियारी से अपनी जान बचाई।

कहानी का शीर्षक: \_\_\_\_\_



दीर्घा

# MATHEMATICS

A. Arrange in increasing order.

a) 624, 945, 104, 564, 287

\_\_\_\_\_

b) 539, 898, 926, 200, 351,

\_\_\_\_\_

B. Arrange in decreasing order.

a) 137, 155, 174, 123, 199,

\_\_\_\_\_

b) 659, 771, 100, 444, 893

\_\_\_\_\_

C. Write in short form.

1) 7 Hundred + 6 Tens + 0 Ones

H	T	O

2) 8 Hundred + 0 Tens + 8 Ones

H	T	O

3) 6 Hundred + 7 Tens + 0 Ones

H	T	O

4) 500 + 80 + 8

H	T	O

5) 900 + 0 + 7

H	T	O



D. Count on.

69		75			84				96			105
----	--	----	--	--	----	--	--	--	----	--	--	-----

55			49				41			35		
----	--	--	----	--	--	--	----	--	--	----	--	--



E. Write the place and place value of the underlined digit.

H	T	O	Place	Place Value
4	<u>4</u>	7		
<u>6</u>	0	5		
2	8	<u>3</u>		
<u>7</u>	0	4		

F. Write the number names for the following.

- 1) 567 - \_\_\_\_\_
- 2) 789 - \_\_\_\_\_
- 3) 615 - \_\_\_\_\_

G. Make the greatest and the smallest number 3-digit number using the digits 3,0 and 9. You can use the digits once.

Smallest 3-digit number \_\_\_\_\_

H	T	O
6	8	0
2	5	9

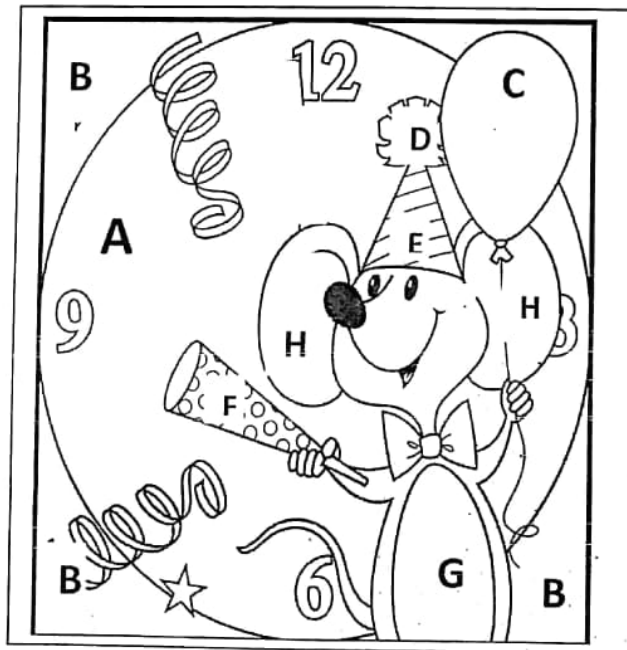
H	T	O
2	9	7
5	1	6

H	T	O
4	7	9
3	3	7

H	T	O
7	9	0
	8	3

Colour the picture according to the colour codes given with the answers above.

939	922	854	911	813	915	816	873
Yellow	Blue	Red	Pink	Green	Orange	Purple	Brown
A	B	C	D	E	F	G	H



--	--	--

--	--	--

H	T	O
5	9	0
4	7	3

H	T	O
5	6	0
2	9	9

Use the answers to help the mouse reach the

578	923	134	47	629
105	177	119	425	107
277	246	498	399	277



# ACTIVITY-1

EVS

## FUN TIME WITH MY FAMILY

Do either of the following activities:

A. Capture some beautiful moments with the camera when you visit to spend some time with your grandparents or relatives during this summer vacation.

or

B. Collect a few pictures from old magazines or newspapers that convey to others about your favourite things / people / places.

Make a collage of these pictures on the given coloured A4 size sheet. Write interesting captions for the moments. A few examples are given below:




Picnic with cousins.



My loving grandparents.



My pets...my buddies...



COLOUR IT

# ACTIVITY-2

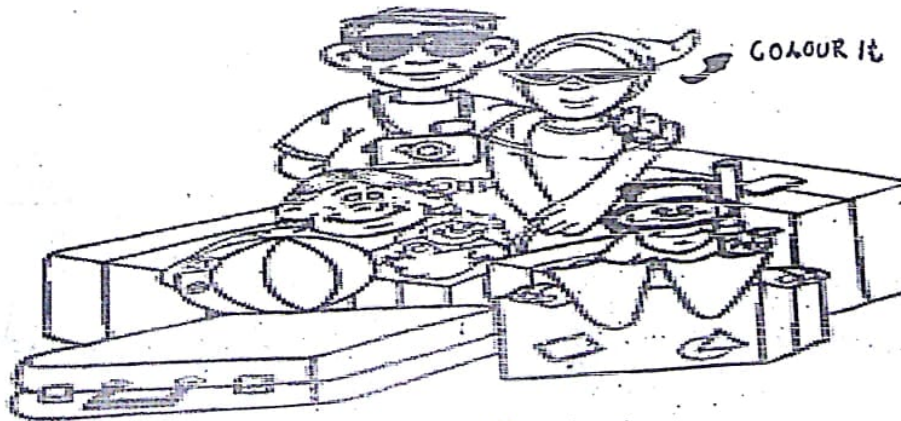
B. With the help of your parents, complete the following:

1. I started walking when I was \_\_\_\_\_ year(s) old.
2. I started talking when I was \_\_\_\_\_ years old.
3. I could eat by myself when I was \_\_\_\_\_ years old.
4. I was \_\_\_\_\_ years and \_\_\_\_\_ months old when I started going to school.
5. I could tie my own shoe laces at the age of \_\_\_\_\_.



C. Have a tête-à-tête (chit-chat) with your parents and ask them how their childhood was different from yours. Now compare and write a few differences in the table given below. One is done for you.

My father's/mother's childhood	My childhood
There were no mobile phones or internet.	I have access to internet even on my parents' smart phone.



Compare a rainy day with a sunny day. Cut and paste the pictures at the appropriate place in the Venn diagram and colour.


# Compare a rainy day to a sunny day!



Rainy Day

Sunny Day

Both



# ACTIVITY-4

Write a small passage on your favourite weather. ...Why do you like that weather....What all activities you can do .....Things you would like to eat....etc.

## MY FAVOURITE WEATHER


## Weather

<b>sunny</b> 	<b>cloudy</b> 	<b>snowy</b> 
<b>rainy</b> 	<b>windy</b> 	<b>icy</b> 

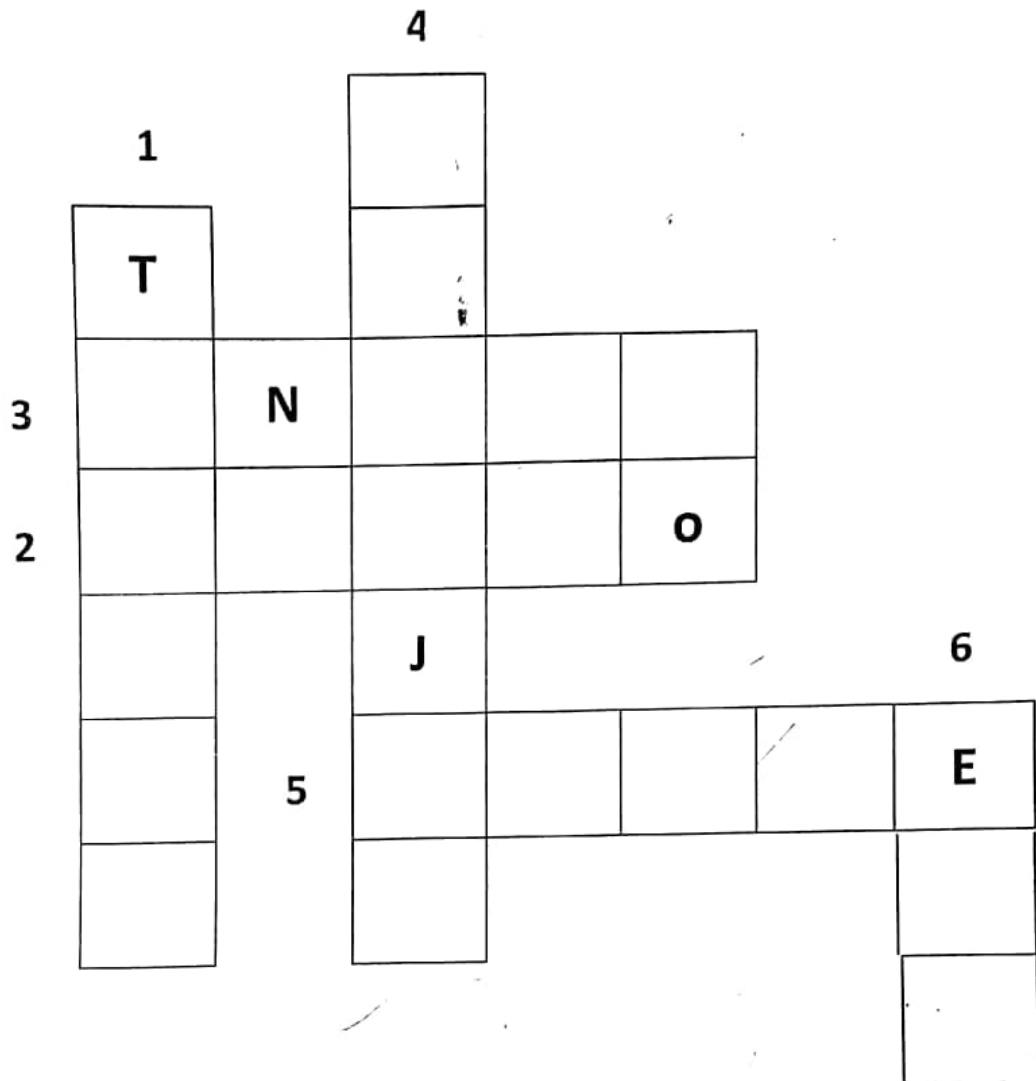




# Cognitive




Solve the puzzle with the help of the clues given below:



- 1) I am a red fruit used in making vegetables puree.
- 2) I am the king of fruits.
- 3) I am a vegetable that can be eaten both raw and cooked.
- 4) I wear a crown and I am the king of vegetables
- 5) Eating me every day, keeps the doctor away.
- 6) I am a white oval ball full of proteins obtained from a hen.



3<sup>rd</sup> Street



2<sup>nd</sup> Street



# RIDDLES AND CODES

Use the secret code given below to answer these riddles.

a) What can run but can't walk?

20 2 12 6 5

— — — — —

b) What has hands but no arms?

19 17 3 19 1

— — — — —

c) What is made that can't be seen?

9 3 16 13 6

— — — — —

d) What goes up and down without ever moving?

13 12 2 16 5 19 2 13 6

— — — — —

e) What belongs to you but is used more by others?


8 3 7 5 9 2 15 6

— — — — —

f) What has eyes but can't see?

4 3 12 2 12 3

— — — — —



1	2	3	4	5	6	7	8	9	10	11	12	13	14	15	16	17	18	19	20
K	A	O	P	R	E	U	Y	N	F	H	T	S	D	M	I	L	B	C	W

# Granny's Place Value Quilt

Help granny pick the colours for her new quilt. Read the place value clues and colour the quilt according to the colour code given.

145	621	725	401	5
671	925	941	505	791
125	301	685	281	345
891	288	190	278	351
285	881	365	561	535
901	815	381	975	781

If there is 5 in ones place,  
colour the square blue.

If there is 2 in hundreds place,  
colour the square red.

If there is 9 in tens place,  
colour the square yellow.

If there is 1 in ones place,  
colour the square green.





*let's take the time  
to say "Thanks, dad.  
I'm glad you're mine."*



**LEARNING OUTCOME -** To enhance creativity and to express love for our parents.

*Gift a special card to your Dad with the help of elders in the family.*

You will require-

- Cartridge sheet or chart paper A4 size
- Paintbrush
- Paints

What to do-

- ✦ First are the footprints and handprints.
- ✦ Do the "body" which is the footprint, in blue. While the "cape" which is the Handprint, in red.
- ✦ Paint a circle on the canvas for the head and paint hands/arms coming from the "foot/body" of your superhero.
- ✦ Paint on some clouds or other embellishments to the canvas.
- ✦ Click a photo gifting the card to your Dad and paste its printout (postcard size) on a coloured A-4 size pastel sheet.





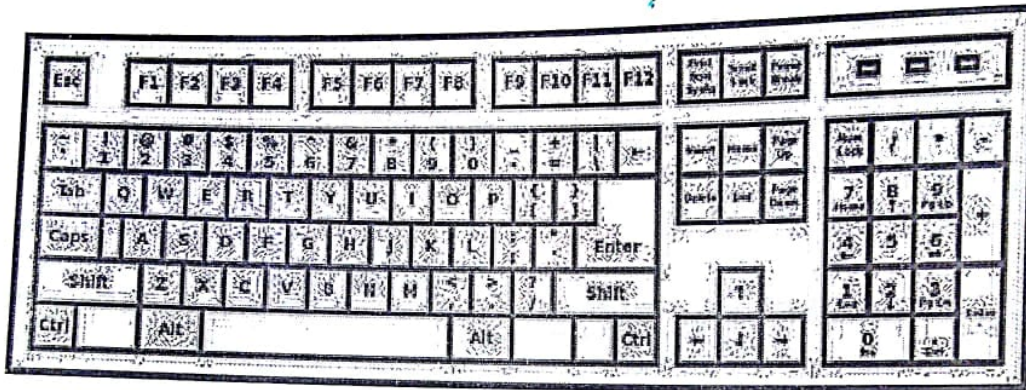
# DELHI PUBLIC SCHOOL UDHAMPUR

## SUMMER HOLIDAY HOME WORK

Class:- II

### Computer

1. By using the keyboard, draw the shapes of the following keys:



1. Enter Key

---

2. Spacebar Key

---

3. Backspace Key

---

4. Cursor control Keys

---

5. Delete Key

---

1. Write your full name in capital letters.

---

2. Draw the keys which you need to press for writing this on the Keyboard including Capslock Key and Spacebar.

