



**DELHI PUBLIC SCHOOL UDHAMPUR**  
**HOLIDAY HOME WORK 2018-19**  
**CLASS IV**

Longer days and shorter nights  
Dark shades & brighter lights  
Favourite music & best friends  
Keep away pencils keep away pens.  
Make these days the time of your life  
And make the nights just as right  
This time only comes once a year  
So live it up without inhibition and fear.

**This summer break try and make a difference**

- **Appreciate Nature** - Go for long walks in a park or garden with your family and friends. Adopt / Grow a plant.
- **Unravel the artist in you** - Create a new story, try a new recipe with your mom, learn a new song, play a new instrument.
- **Good manners is the key** - Respect your parents, grandparents and all elders. Use three magical words (Sorry, Please and Thank you) often. 'A little more courtesy goes a long way.'
- **Stay Fit, Stay Healthy** - Play your favourite game / sport regularly. Develop in yourself the spirit of sportsmanship & sense of healthy competition.
- **Tête à Tête** – Go for a long walks/drives with your family and friends learn from their experiences. They are a living story book.
- **Learn about our Heritage** – Find some time to visit museum and monuments. Read about them. Learn new things related to your country.
- **Save Nature** – Contribute to save our precious environment. Minimize the wastage of resources like water, fuel and electricity.

**Must do:-**

- **Eat** healthy food and drink lots of water & juices.
- **Read everyday.** Watch less of T.V.
- **Revise the concepts taught**

**Note:-** Summer break starts from 4 June 2018 to 1 July 2018 (school reopens on 16 July 2018).

**PLEASE ALSO NOTE THE FOLLOWING**

- Learn and revise all the syllabus done before holidays in the class for all the subjects.
- Class tests will be taken after the vacation for all the subjects.
- You need to make two separate notebooks for writing. One for English handwriting and other for Hindi. (Do 20 pages of handwriting for both the subjects).
- It's a humble request to our dear parents to encourage their children to do holiday home work/ activities/ projects on their own. No parent is advice to do the holiday homework of their ward. Yes, parents can be a mentor for them. Students will be awarded marks for various activities/ projects on the basis of neatness.
- Holiday home work submission date for class IV is July 25 2018



# ENGLISH

1 A man is known by the book he reads...

MYSTERY

FICTION

BIOGRAPHY

HUMOUR

SCI-FI

- Make a list of books you would like to read this summer break.
- No matter how busy you are, find time for reading.
- Travel with your book.
- Seek help from parents.
- Learn new things and virtues from it.
- Recommended book for English reading – panchtantra series

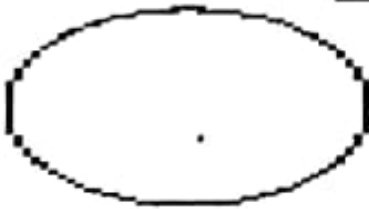
**Books I Read in June**

---

---

---

WE USE WATER FOR.



Two ways by which you can conserve water and help p

- \_\_\_\_\_
- \_\_\_\_\_
- scarcity \_\_\_\_\_
- \_\_\_\_\_
- necessity \_\_\_\_\_
- \_\_\_\_\_
- scuba diving \_\_\_\_\_
- \_\_\_\_\_
- contamination \_\_\_\_\_
- \_\_\_\_\_

Q6. Paste pictures/articles from the newspaper on an A-3 size sheet regarding the shortage of water and harsh weather conditions in our country.



Every Counts !

**MATHS**

**Fast Water Facts**

1. About 71 % of Earth's surface is covered with water.
2. The oceans have 97 % of all Earth's water, which is saline. That leaves only 3 % fresh water.
3. Fresh water exists in the air as water vapour, in rivers and in lakes, in ice caps and in glaciers, in the ground as soil moisture and in aquifers.
4. Not all of the fresh water is available for humans to use. In fact, out of all the fresh water, only 0.03 % can be used.

It is rightly said that 'Water is Life'; and to save our life, we need to save water as well. Water Conservation includes all the policies, strategies and activities made to protect and manage the water environment, the natural resource fresh water and to meet the current and future human demand.

The main goals of water conservation are:-

- Reduction in water loss, use and waste of resources.
- Avoiding damage to water quality; and
- Using improved water management practices that result in enhanced beneficial use of water.

One strategy in water conservation is Rain water harvesting. Rain Water Harvesting can be defined as an activity of direct collection of rain water and its storage; aimed at using it again. Digging ponds, expanding water reservoir and installing rain water catching ducts and filtration systems on homes are different methods of harvesting rain water.

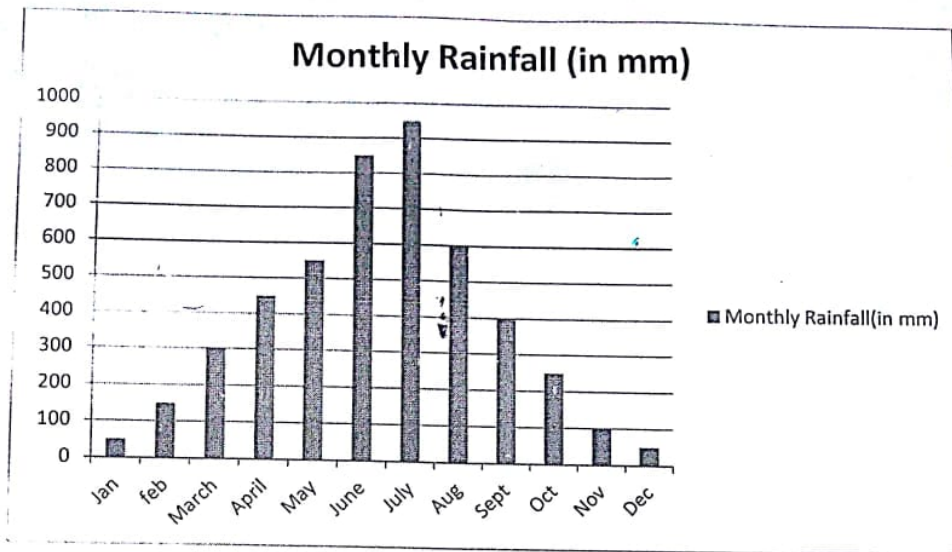
Rain water harvesting is considered the answer to India's water woes. The Rain Water Harvesting (RWH) scheme, a brain child of Tamil Naidu government has helped people in water starved regions. In the past decade it has won support from activists and local residents who were earlier majorly dependent on ground water for their daily needs.

Sarina lived in the Sohra village, also known as Cherrapunji, in Tamil Naidu. Rain water harvesting scheme brought huge benefits for her family and her village.

The following table and graph, shows the amount of Rain Water harvested, through roof top "rain water harvesting" in Sarina's village over the last year.

Month	Jan	Feb	Mar	April	May	June	July	Aug	Sept	Oct	Nov	Dec
Monthly Rainfall (in mm)	50	150	300	450	550	850	950	600	400	250	100	50





On the basis of above information, answer the following questions:

- a) In which month, there was maximum rainfall?  
\_\_\_\_\_
- b) How much rainfall occurred in May, June & July, altogether?  
\_\_\_\_\_
- c) What was the difference in the monthly rainfall of the month, June & July?  
\_\_\_\_\_
- d) Which month received the least amount of rainfall?  
\_\_\_\_\_
- e) What was the approximate total amount of Rainfall for the entire year  
\_\_\_\_\_
- f) List two ways in which this graph could be helpful to people.  
\_\_\_\_\_

**Activity** : On an A-4 coloured sheet , list out any 10 different ways in which you have conserved water while doing various activities during holidays, at your home or in your locality.

IV

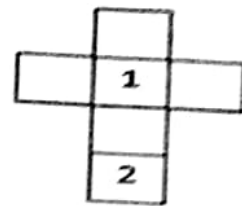
Q1. Find out the mathematical terms in the following word puzzle.

D	T	Y	G	L	N	F	M	J	R	I	E	U	D	Y
V	E	W	R	R	E	A	E	E	C	N	Q	I	I	T
R	C	N	J	T	R	N	T	L	U	G	U	Z	J	I
Q	R	F	O	G	E	E	G	M	G	H	I	D	S	C
Z	T	N	O	M	M	M	E	T	G	N	V	G	N	A
X	G	L	A	Y	I	R	O	O	H	Y	A	P	W	P
C	I	H	O	Z	A	N	A	E	D	N	L	W	B	A
K	E	X	U	T	U	S	A	G	G	H	E	E	V	C
E	L	B	O	S	B	G	O	T	R	F	N	I	E	B
N	Z	R	Y	C	Y	E	A	D	O	V	T	G	T	L
E	B	G	O	Q	I	W	V	U	O	R	K	H	U	E
N	O	I	T	C	A	R	F	L	L	R	J	T	C	M
R	W	T	T	Y	C	K	U	Z	T	M	A	U	A	J
O	B	T	U	S	E	M	T	N	I	O	P	Y	M	X
Y	U	O	U	C	E	L	I	N	E	E	J	V	U	A

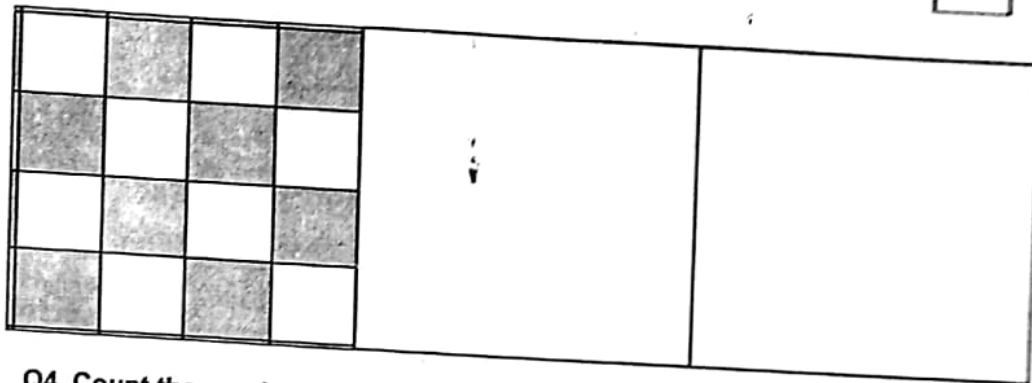
ACUTE	ANGLE	CAPACITY
DENOMINATOR	EQUIVALENT	FRACTION
GEOMETRY	KILOGRAM	LENGTH
LINE	METER	NUMERATOR
OBTUSE	POINT	RAY
VOLUME	WEIGHT	




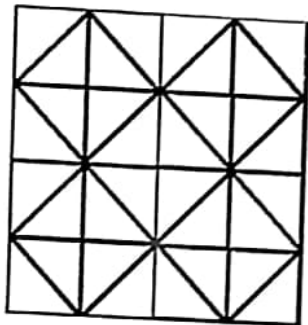
Q2. Write the numbers 3, 4, 5 and 6 in such a way that each line of the cross adds up to 11.



Q3. Complete the following pattern.



Q4. Count the number of squares in the following figures.



Q5. Complete the following number grid.

6	+		=	14
+		+		+
	+	9	=	16
=		=		=
13	+		=	

20	-	12	=	
+		+		+
25	-		=	13
=		=		=
	-		=	

# SCIENCE

**Q1. Watch Discovery / Animal Planet channels every week and write few amazing facts about animals / birds.**

---

---

---

---

---

---

---

---

**Q2. Choose a day to visit a snack bar or food joint and ask for your favourite snack. Ask the chef to name three main ingredients used to prepare the snack. Come home and write them down in the table given below.**

Name of the snack	Ingredient	Nutritional Value	Healthy / Unhealthy (Draw smiley for healthy or a sad face for unhealthy)





# दिल्ली पब्लिक स्कूल, उधमपुर

बीष्मकालीन अवकाश कार्य 2018-19

कक्षा - चौथी

नाम : \_\_\_\_\_

विभाग : \_\_\_\_\_

प्रश्न 1. शब्द पहेली में पशु-पक्षियों के नाम खोजकर लिखिए।

बं	चि	ड़ि	या	र	मै	ना
द	क	गि	ठ	ट	कौ	को
र	बू	ल	क	छु	आ	कु
त	त	हा	ग	ब	त	ख
हा	र	री	हि	र	न	शे
तो	ता	का	भा	लू	प	र

जानवरों के नाम

---

---

---

---

---

---

पक्षियों के नाम

---

---

---

---

---

---



प्रश्न 3 रेखांकित शब्दों के विलोम शब्द लिखकर खाली स्थान भरिए ।

(क) मेरी बहन मेहनती है परन्तु भाई..... है।

(ख) आज कक्षा में तीस बच्चे उपस्थित हैं और तीन बच्चे.....।

(ग) क्रिकेट के खेल में भारत की जीत हुई और पाकिस्तान की.....।

प्रश्न 4 नीचे दिए गए शब्दों के दो-दो पर्यायवाची शब्द लिखो।

(क) बगीचा.....

(ख) मित्र .....

(ग) हवा .....

#### शब्द भंडार

प्रश्न 5 चार कहानियाँ पढ़ें तथा उनमें आए नए शब्दों को अर्थ सहित लिखकर याद करें।

कहानी का नाम : \_\_\_\_\_

कहानी का नाम : \_\_\_\_\_

शब्द

अर्थ

शब्द

अर्थ

.....  
.....  
.....  
.....  
.....  
.....  
.....  
.....

.....  
.....  
.....  
.....  
.....  
.....  
.....  
.....

कहानी का नाम : \_\_\_\_\_

कहानी का नाम : \_\_\_\_\_

शब्द

अर्थ

शब्द

अर्थ

.....  
.....  
.....  
.....  
.....  
.....  
.....  
.....

.....  
.....  
.....  
.....  
.....  
.....  
.....  
.....



क्रियाकलाप

6. जल ही जीवन है

हमारे रोजमर्रा के लगभग सभी कामों में या उपयोग की लगभग सभी चीजों में पानी शामिल होता है। फिर भी हम उसे उतना महत्व नहीं देते जितना वांछनीय है। भारत जल्द ही जल-संकट से घिरा देश होगा और हम सभी को अपनी जल सुरक्षा की ओर मिलकर काम करना होगा। पानी के अपव्यय को घटाने के लिये और उसका समझदारी से उपयोग करने के लिये सरल उपाय अपनाये जा सकते हैं।



1

जल संरक्षण (बचाव) के उपाय

.....

.....

.....

.....

.....

.....

.....

.....

.....

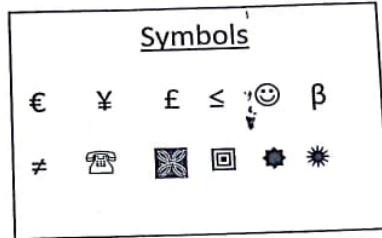
.....



**DELHI PUBLIC SCHOOL UDHAMPUR**  
**SUMMER HOLIDAY HOME WORK**  
**Class:- IV**

**Computer**

Q:1. Observe the following figure and answer the questions:



1. Name the menu and the option used to get this dialog box.

Ans: \_\_\_\_\_

2. How many total symbols are there?

Ans: \_\_\_\_\_

3. Which symbol is used to draw the shape of a smile?

Ans: \_\_\_\_\_

4. Which symbol is used to make a phone call?

Ans: \_\_\_\_\_

Q:2. Draw any three shapes of Bullet.

1. \_\_\_\_\_

2. \_\_\_\_\_

3. \_\_\_\_\_

1. Draw the shapes of the various icons and also colour it.

1. Dash




2. Trash




3. Home Folder




4. System setting



5. Ubuntu Software Center



6. Bluetooth



## SOCIAL SCIENCE

- **“Family is like a branch on a tree. We all grow in different directions, yet roots remains as one.”**

Make a family photo album using a scrap book. Paste photos of each family member along with their name. Take their interview and write their age, hobbies, liking, favourite dance, movie, song etc.

- **“Connecting home and school makes us great community of learners.”**

There is a saying that school is the second home and teachers are the second mother. The school is the extended family of a child. Write a message expressing your feelings towards the school on an A4 size sheet.

- **Prepare a chart on the given topics according to your roll numbers:**

Topic	Roll no
1. Pictures of any 5 small scale Industries	1-7
2. Pictures showing evolution of mean of communication	8-14
3. Famous dances of India	22-28
4. Clothes and food items of any 5 states of India	29-35

