



DELHI PUBLIC SCHOOL UDHAMPUR

HOLIDAYS HOMEWORK (CLASS- KINDERGARTEN-II)

NAME- _____

Nursery

Dear Children

Summer holidays mean no to school,
Waking up late with no set rule.

Playing and talking and watching cartoon,
Fun continues till the end of June.

Beautiful time comes once in a year,
Summer holidays are best days ever.

So have loads of fun, play indoor games, meet relatives and friends, go out for picnics and walks in the evenings, eat lot of fruits and drink plenty of juices, splash around in the pool, watch your favourite cartoon and read stories every day.....

It is great to relax but do try and remember to:


- Follow a routine
- Play outdoors every evening
- Learn new songs and rhymes
- Play games such as hide and seek, I spy with my little eye.
- Spend time with grandparents and cousins
- Eat well
- Sleep well
- We have prepared your Homework in a way that makes holidays even more enjoyable for you. The fun filled activities given to you will surely be the page-turners!
- Above all, now is the time you can show your parents how much you love them. So, help mamma with daily chores, help daddy while cleaning the car, watering the plants.

Though we will miss you and your chatter and laughter definitely, we wish you a HAPPY AND HAPPENING SUMMER BREAK!

Enjoy and take care of yourself!

With Love

Class Teacher



NOTE:- SCHOOL WILL REOPEN ON 16TH JULY, 2018

DEAR PARENTS

We have planned a calendar of fun activities for four weeks only. Kindly guide the child to do these fun activities through the summer. These are just suggestive activities and not mandatory. The idea is to enhance children's awareness of their surroundings and life skills.

- Take a print out of the detailed thematic activities along with the fun sheets.
- Encourage the child to do these activities independently as much as possible.
- The child may add his/her own creativity to make the fun sheets more interesting!!
- Mention the date on the fun sheets and the child's name on the folder cover.
- Kindly follow the instructions below to complete the fun filled summer assignment.

Hope you enjoy doing the activities together and have great holidays!!

KINDLY ENSURE THAT THE HOLIDAY HOMEWORK IS COMPLETED BY THE STUDENTS
PURCHASE THREE IN ONE NOTEBOOK FROM MARKET AND DO THE
H/W IN THAT NOTEBOOK

ENGLISH → WRITTEN → 5 Pages of Letter A-F Notebook, Letter F Book 2 page no-36-45

ORAL → Revise pg no 16-23 Book, Revise pg no 2-48 Book 2

Rhymes pg no-72, 73, 74 Book 1, Rhymes pg no 106 book 2

MATHS → WRITTEN → Do 5 pages of Numbers 1-9 notebook, Number 9 book 2 pg no-57, 58


ORAL → Revise numbers 1-5 pg no-30-41 Book-1, Concepts pg no 44-45 Book-1, Revise numbers 6-9 pg no-51-57 Book-2

HINDI → WRITTEN → Do 5 Pages of Each Letters अ, आ, उ, ऊ, अं, अं, ओ, औ

ORAL → REVISE BOOK अधरिका page 13-16, 25-28, 39-45

RHYMES → BOOK 2 PG NO 105 धोबी आया. BOOK आओं गीत गाए pg no-1-10

**HAVE A JOYFUL TIME
HAPPY HOLIDAYS**



KINDERGARTEN SUMMER FUN ACTIVITIES 2018-2019

	Activity 1	Activity	Activity	Activity	Activity
Week - 1 I, me and myself (Life skills)	<p>Cleanliness is next to Godliness!</p> <p>Taking bath daily is very important if you want to stay away from germs and illnesses.</p> <p>Start your day with a refreshing bath and draw the things you used while taking the bath.</p> <p>Refer to the fun sheet 1</p>	<p>Try till you learn!</p> <p>Learn to button your shirt independently.</p> <p>Count the number of buttons on that shirt and try to button them all.</p> <p>Refer to the fun sheet 2</p>	<p>Let's learn to tie shoe laces!</p> <p>Learn to wear the shoes and socks on your own and keep them back on the shoe rack after use.</p>	<p>Let's know ourselves in a better way!</p> <p>Stand in front of the mirror and look at yourself carefully and point towards the body parts on your face, while reciting the rhyme.</p> <p>Refer to the fun sheet 3 for the rhyme.</p>	<p>It's very important to stay healthy and fit.</p> <p>Go out with your parents in the morning or in the evening to a nearby park and do some simple exercises and play some outdoor games. ENJOY NATURE!</p>
Week - 2 Water	<p>Since it's very hot, you must drink a lot of water to maintain the body temperature.</p> <p>Refer to the fun sheet 4 and colour the glasses as per instructions.</p>	<p>Go to the market, buy two bird baths. Place them in the balcony or on the terrace.</p> <p>Fill one with water and another with bird feed.</p> <p>Watch from a distance to check if birds come to feed themselves. Observe them for a week.</p>	<p>Let's make some colourful ice.</p> <p>How to make colourful ice</p> <ol style="list-style-type: none"> 1. Add Roohafzaa for red colour, khas syrup for green and orange squash for orange to the water in separate glasses. 2. Pour this coloured water into three different ice trays and keep them in the freezer compartment 	<p>Find a used bottle and take your parent's help to make tiny holes on the cap of the bottle. Fill this bottle with water.</p> <p>Now have fun spraying water onto the dry places in the balcony to make different shapes, numbers and pictures.</p> <p>What happens to the pictures after some time?</p>	<p>Ice fun!</p> <p>Put 4 ice cubes in a plate and keep it outside under the sun. Go after 5 minutes and see what happens to the ice cubes.</p> <p>Draw your observation in fun sheet 5.</p>

			for about 4 hours or more. 3. Put these colourful ice cubes in a glass of plain water and see the MAGIC		
Week - 3 Fruits and vegetables	Visit the vegetable market/vendor of your locality and buy your favourite green vegetable. Ask the vendor to tell the names of all the vegetables that he has.	Identify and colour the green vegetables. Refer to fun sheet 6 Request your mama to cook the green vegetable that you had brought yesterday	Visit to fruit market/vendor of your locality and buy fruits of your choice.	Take help of your mother in peeling and cutting of fruits that you bought from the market yesterday. Now mix all the fruits into big bowl and the delicious Fruit Salad is ready. Enjoy eating it with your friends and family.	Open the fridge and identify all the fruits and vegetables that you see inside.
Week - 4 Numbers And Reading fun	Let's count the windows in your house, count the doors, count the mirrors, and count the steps. Do you have more windows or doors? Do you have less mirrors or windows? Refer to the fun sheet 7	Ask your parents/ Grandparents to read you 'The Monkey and the Cats' story from your story book:	Listen to the story again Count the number of rooms in your house and draw 2 or 3 things you saw in each room. Refer to the fun sheet 8	Retell the story to your parents/ grandparents. Describe the scenes by showing them the pictures from the book. Draw the scene you liked the most in this story in fun sheet 9 We will discuss when you come back to school!!!!	Prepare a prop from the story and bring it to school for a story narration session.

❖ Beat the heat with picnic. 18th June is the International Picnic Day. Go to any picnic destination with your family and enjoy.


Date.....

FUN SHEET 1

"Cleanliness is next to Godliness"

Instructions

- Start your day with a refreshing bath....
- How did you take the bath? With a bucket / shower. Draw it.
- Draw the things that you used during your bath.





Date.....

FUN SHEET2

Number of buttons on my Shirt

Instructions

- Count the number of buttons on your shirt that you are wearing today. 
- Practice buttoning your shirt independently for a week.
- Make a shirt using origami sheet given to you.
- Paste it in the box below.
- Draw as many buttons as you counted on this shirt.



Date.....

FUN SHEET 3

Know yourself better

Instructions

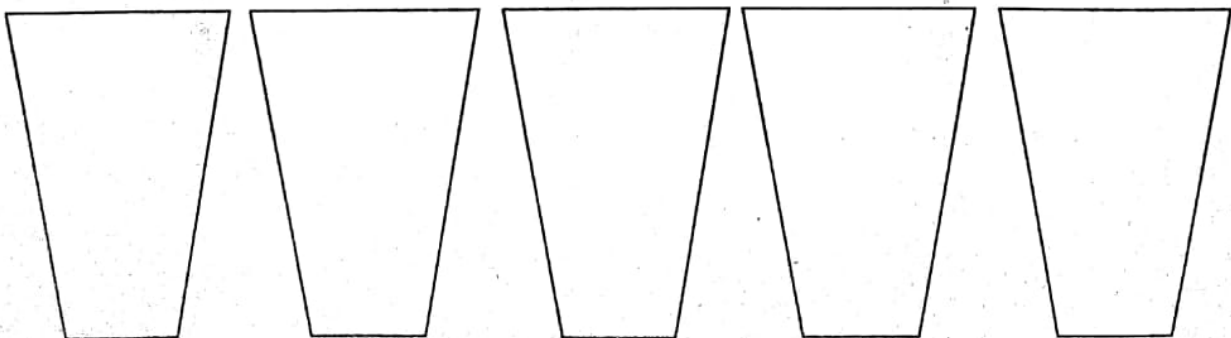
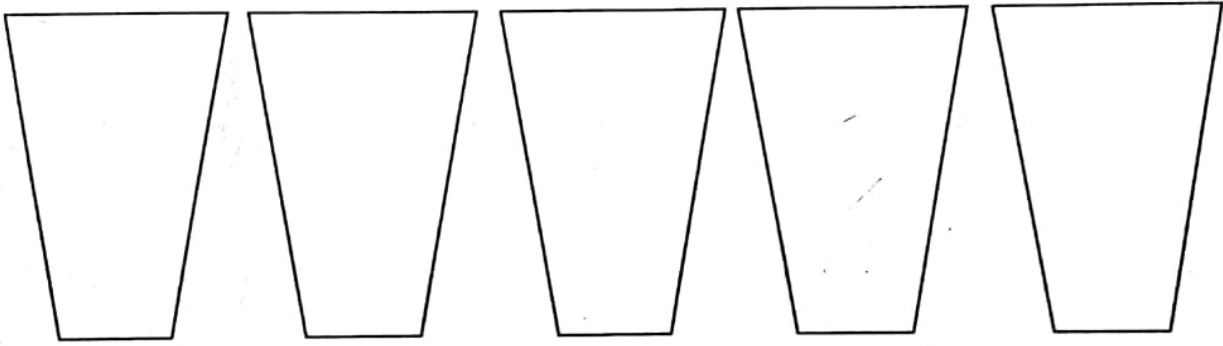
- Go and stand in front of the mirror.
- Recite the rhyme which is mentioned below:

When I look in a mirror I see my face.
And all of its parts are in their place.
I see 2 little ears and one little nose.
I see 2 little eyes and 1 little mouth.
When I look in the mirror what do I see?
A wonderful and special me!
(Give yourself a hug!)

Date.....

FUN SHEET4

You must drink at least 8-10 glasses of water every day.
Colour as many glasses of water as you had today in blue.




Date.....

FUN SHEET5

Rhyme on ice

We are little icicles
Melting in the sun
Can you see our tiny teardrops?
Falling one by one

What happened to the ice cubes? Draw what you saw.


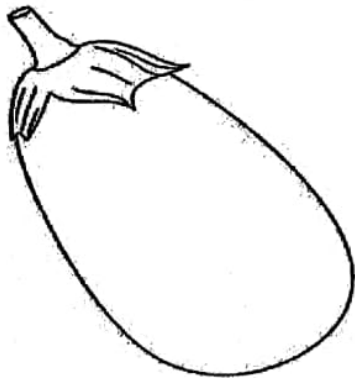


Date.....

FUN SHEET 6

Instructions



Identify and colour the green vegetables only.



Date.....

FUN SHEET 7

Count the windows, mirrors and doors in your house. Write the number in the given box.



Date.....


FUN SHEET 8

Write the number of rooms you counted in your house. Draw any two things you saw in each room.




Number of rooms I counted

Things I saw in each room.



Kitchen



Living Room



Bed Room



Wash Room

Date.....

FUN SHEET 9

You enjoyed listening to 'The Monkey and the Cats' story!! Draw your favourite character/scene from the story below.