



DELHI PUBLIC SCHOOL UDHAMPUR

Name _____

CLASS-I

FUN ACTIVITIES FOR SUMMER VACATION, 2019

As the holidays have begun,
it's time for us to have some fun.

It is time to see amazing kids' movies,
and help our mama in making goodies.

We will make new friends and play lots of games,
spend time with them and know their names.

We got a big break from school,
to enjoy the vacation and stay cool.

We are free to do anything we like,
playing, reading or riding our bike.

We will sleep on time,
and rise with the bright sun.

As the holidays have begun,
It's time for us to have some fun.

*Looking forward to meet to
you all in July.....*

Happy Holidays!!!!!!!

Have a great time!

Dear Parents

Kids look forward to the summer vacation all year long. They look forward to having loads of fun and family time. With summer vacation right around the corner, its time to generate certain ideas to help children have a memorable vacation.



Growing you children's talent

Help your children learn a sport or join talent class this summer. While learning new skill/ sport, children stay active and attentive.



Creating a family bond

Along with varied activities, kids enjoy meeting people. Summer vacation is the best time to visit other members of the family who do not live in town. Kids really love the presence of Grandparents, aunts and uncles in their lives. It ensures stronger family ties as well.



Inculcating Reading Skills

Get your children exposed to the fascinating world of fictitious characters through interesting story books. However, throw in some non-fiction reading as an added advantage.

Cyber Fun: Few suggested internet sites to visit:

www.pitara.com,
www.funbrain.com,
www.magickeys.com (reading books),
www.nationalgeographic.com



Involving In Household Chores

Assign your children a few tasks which they can easily accomplish like filling water bottles, keeping them in the refrigerator, watering the plants, cleaning dishes, folding washed clothes etc. This is how you can get your young ones get into the habit of helping out around the house. You will set a pattern that will benefit them when they grow up.

Splash in water: Have fun while washing your own handkerchiefs, underpants and socks.

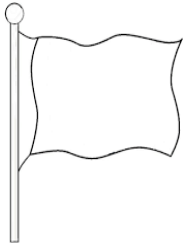
Note: A happy and healthy family time is the best way of imparting the much needed life skills to our children. We all wish to see them grow up as responsible and caring individuals who understand the value of time.

Celebrate your family and have a wonderful time together!


ENGLISH

Pick the correct blend from the column given below and write in the box to complete the word.


fl	pl	sl	cl	gl
tr	fr	gr	br	st



_____ag



_____ar



___unk



_____ad



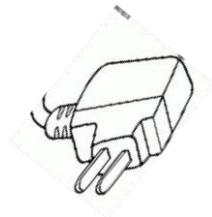
_____ush



_____ass



_____eep




_____ug




_____own




_____ass



_____ant



_____uck



_____ock



_____ate



___ower



_____uits

LONG SOUND

Read the words given below. Then write each word under its respective long sound.

globe	use	jeep	whale	frame
kite	peel	home	plate	slice
file	gate	tree	cone	music
cube	note	ride	lake	feet
seed	duty	smile	tune	rope


a	e	i	o	U

A. Read the sentences and draw the appropriate picture for the same.


1. A bug is on a rug.



2. A tall boy has a ball.



3. A red cat is on the log.



4. A duck is in the pond.



B. Circle the words that rhyme with the first word.

cob - tab job sob

fell - sell call shell

moon - wood soon spoon

car - star class far

shop - rob stop hop

**Reading at home makes a difference. Read five books of your choice.
Pick five new words and complete the table given below:**

S.No.	Write it (write the word)	Draw it (make an illustration)	Use it (framing a sentence)
1.			
2.			
3.			
4.			
5.			

हिन्दी

प्र.1 वाक्य पूरा करके खाली स्थान भरों।

1.



बस ----- |

2.



फल ----- |

3.



घर ----- |

4.



कलश ----- |

5.



शलगम ----- |

प्र.2 चित्र देखकर खाली स्थान भरों।

1.



अ --- र

2.



म ट ---

3.



छा ---

4.



--- ल क

5.



त ब ---

प्र.3 2, 3, 4 अक्षर वाले शब्दों को छाँटकर सही स्थान पर लिखिए।

2 अक्षर
वाले शब्द

3 अक्षर
वाले शब्द

4 अक्षर
वाले शब्द

गाय

गमला

आसमान

जाला

आदर

समाचार

टमाटर

छाता

पहाड़

कान

अखबार

मटका

डाकखाना

जागना


चाय


काला


बाज़ार


पाठशाला


प्र.4 चित्र देखकर सही भाब्द पर गोला लगाए ।

1.  इनाम इनामा

2.  पाहाड़ पहाड़








3.  बादल बदाल

4.  जहाज़ जाहाज़

5.  हथा हाथ

6.  गाय गया

प्र.5 अक्षर लिखकर वर्ग पहेली को पूरा करें ।

	आ							
	ट	का		अ		ना		
		न		ना		ला		
							वा	

प्र.6 चित्र देखकर नीचे दिए गए वर्ग में से भाब्द छाँटकर उन में रंग भरो।



चा	अ	सा	ह	म	न	ट	द
फ	ना	ल	आ	स	न	मा	अ
जा	र	ब	म	य	षा	ट	ना
म	ख	वा	भ	गा	ज	र	ना
ट	ध	पा	ल	क	छा	र	स
का	झा	फ	जा	आ	गा	ल	हा



प्र.7 वाक्य बनाओ।

1. चाय — ————— |

2. आसन — ————— |

3. बाज़ार — ————— |

4. बादल — ————— |

MATHEMATICS

ftath About fte

I am ___ years old.

My birthday is on:

___/___/___

Write number bond of your age as whole.

e.g. $3+3 = 6$

___ + ___ = ___

___ + ___ = ___

___ + ___ = ___

___ + ___ = ___

My favourite number is:



My First Name

My Last Name

I have ___ letters in my first name.

I have ___ letters in my last name.

There are ___ people living in my house.

I have ___ students in my Class.

I have lost ___ teeth so far.

I have ___ pets at home.

I wake up at ___:___

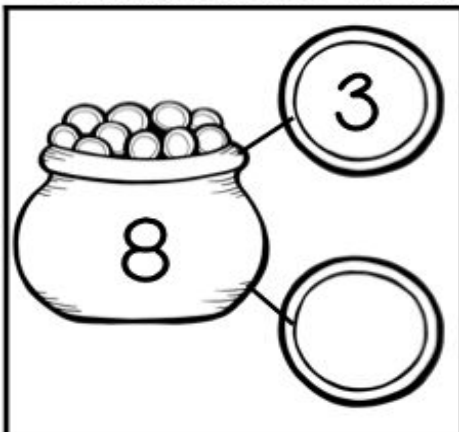
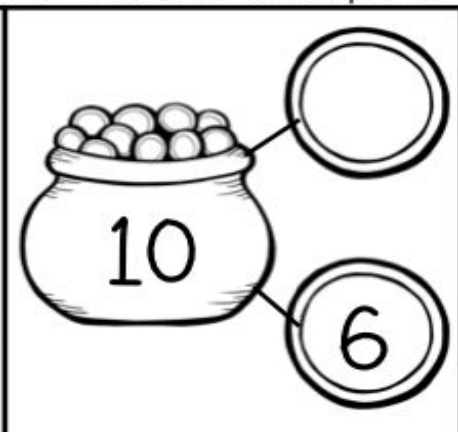

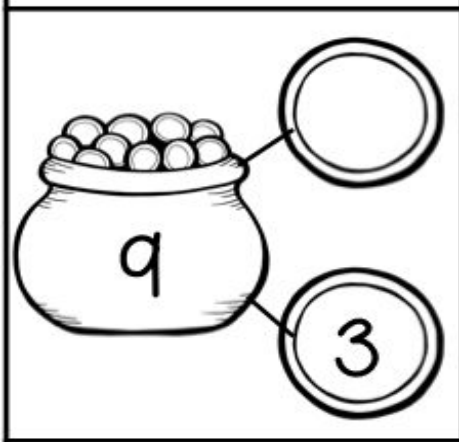

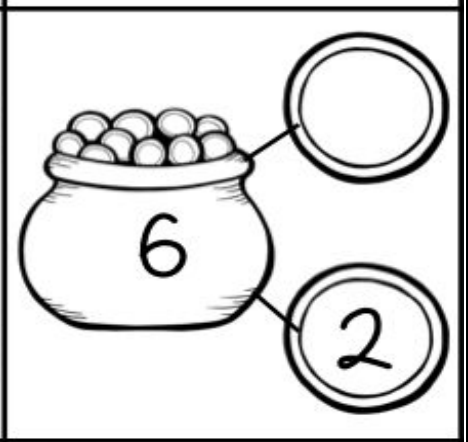
I go to sleep at ___:___

I am excited about ___ grade.

The year is _____.

Number Bonds

Finish the number bonds for each pot of gold.

Write the number name on each cocoa cup.

Add and colour the picture according to the code given.

c
o
d
e

1 = Yellow

4 = Green

7 = Orange

2 = Red


5 = Black

8 = Light Blue

3 = Brown


6 = Light Green

9 = Blue




Counting

Forward counting 51-100



Backward counting 50 – 1



EVS

ALL ABOUT ME

Hi, my name is _____.



Stick your photograph or make a drawing of yourself

I am _____ years old.

I have _____ hair and _____ eyes.

My birthday falls on _____.

I stay in a _____ family. There are _____ members in my family.

My favourite subject is _____.

I enjoy / don't enjoy travelling.

I visited _____ during my summer vacations.

A FEW MORE OF MY FAVOURITE THINGS:

Colour _____

Animal _____

Food _____

Sport _____

Game _____

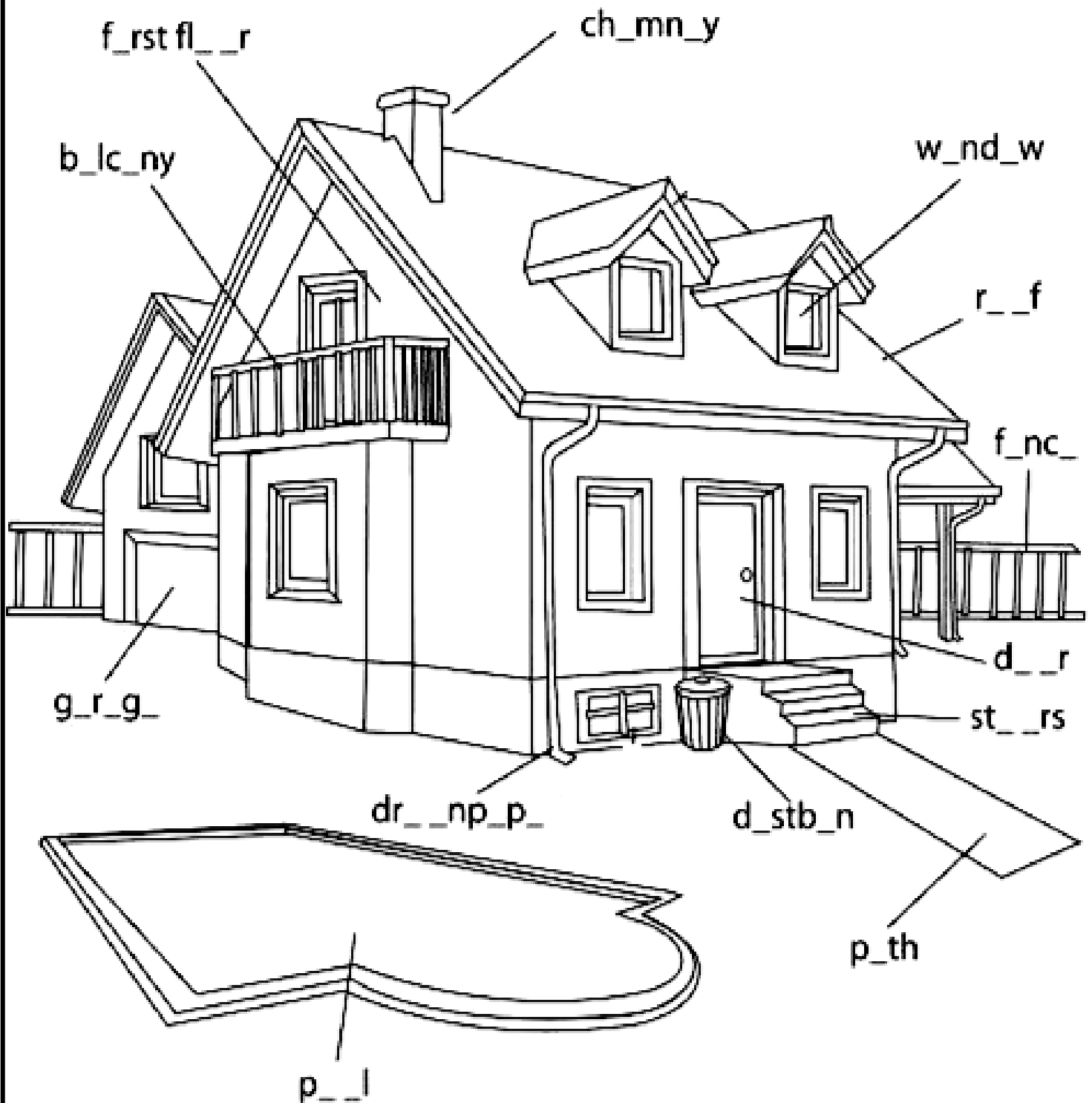
Book _____

Cartoon _____

Drink _____

Parts of The House

Fill in the missing vowels for each of the following words:



fty House & Furniture

Where do you do these things? Match the activities with the room.

- | | |
|------------------------------|------------------------|
| 1) I watch TV | a) in the dining room. |
| 2) My mother cooks the meals | b) in my bedroom. |
| 3) We have a shower | c) in the living room. |
| 4) I sleep | d) in the bathroom. |
| 5) I hang my clothes | e) in the kitchen. |
| 6) My family dines | f) in the cupboard. |

Tick the associated words with the pictures of the respective rooms.



bed	<input type="checkbox"/>	table lamp	<input type="checkbox"/>
bedside table	<input type="checkbox"/>	mirror	<input type="checkbox"/>
chair	<input type="checkbox"/>	table	<input type="checkbox"/>



toilet seat	<input type="checkbox"/>	wash basin	<input type="checkbox"/>
bathtub	<input type="checkbox"/>	towel	<input type="checkbox"/>
mirror	<input type="checkbox"/>	shower	<input type="checkbox"/>




gas burner	<input type="checkbox"/>	microwave	<input type="checkbox"/>
cooker	<input type="checkbox"/>	fridge	<input type="checkbox"/>
chair	<input type="checkbox"/>	cabinet	<input type="checkbox"/>



lamp	<input type="checkbox"/>	lamp	<input type="checkbox"/>
sofa	<input type="checkbox"/>	painting	<input type="checkbox"/>
bed	<input type="checkbox"/>	table	<input type="checkbox"/>

Helping at home

The small boy is helping his mother in household chores. Number the pictures as per the sequence.



In what other ways do you help at home? Colour the box green if you help in the way mentioned below:

Water plants

Wash vessels

Arrange vessels

Help wash car

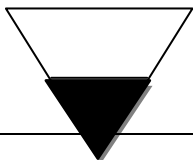
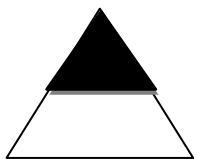
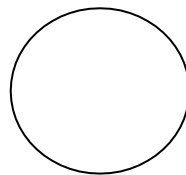
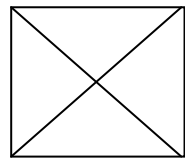

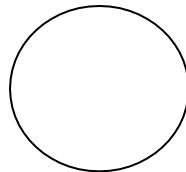
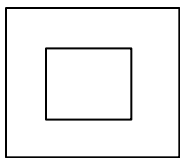
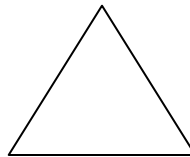







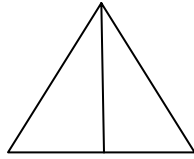
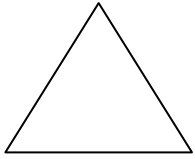
Put newspaper in its place daily

Clear up things from a room



I help my _____ to _____.

COGNITIVE


1. Complete the given patterns. One has been done for you.



2. Find 10 differences between the given pictures. Draw and colour the differences.

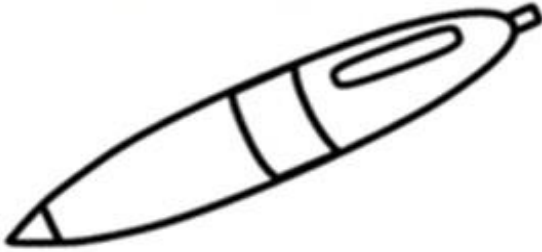


3. Colour the path following 'ay' family words.



4. Read the sentence in each column. Colour the pictures to match your sentence.

I have a blue pen. -



Her bed is orange.



The web is grey.



The brown dog is wet.



My net is green.



I see a purple ten.



Look at the blue jet.



The wet socks is yellow.



*let's take the time
to say "Thanks, dad.
I'm glad you're mine."*



LEARNING OUTCOME - To enhance creativity and to express love for our parents.

Gift a special card to your Dad with the help of elders in the family.

You will require-

- Cartridge sheet or chart paper A4 size
- Paintbrush
- Paints

What to do-

- ✚ First are the footprints and handprints.
- ✚ Do the "body" which is the footprint, in blue. While the "cape" which is the Handprint, in red.
- ✚ Paint a circle on the canvas for the head and paint hands/arms coming from the "foot/body" of your superhero.
- ✚ Paint on some clouds or other embellishments to the canvas.
- ✚ Click a photo gifting the card to your Dad and paste its printout (postcard size) on a coloured A-4 size pastel sheet.



Dear Parents,

Different types of languages are spoken by people from different regions, but the most important thing is that any language when spoken should be spoken correctly. The two common languages that our children should be able to speak fluently are Hindi and English. Since English is a universal language spoken and understood by people all over the world, we want our children also to be proficient in speaking it and for this we need full support and cooperation. We would appreciate if you adhere to the following points:

1. Speak with your child in English. Encourage reading habits.
2. Read out story-books and after finishing the story discuss it with your child.
3. Encourage Word Building and Picture Talk.

The teachers are trying to encourage the children to use simple words, phrases and sentences like:-

- May I go to play?
- May I borrow your pencil / eraser / sharpener?
- I have finished my work.
- Madam, may I go to the washroom?
- Madam, may I go to drink water?
- Madam, may I come in please?
- Madam, may I go to the bookshop / tailor shop?
- Madam, may I go to wash my hands?
- Madam, may I go to pay my school fees?
- Madam, may I sit in the front row as I can't see from the back?
- Madam, please repeat the concept as I'm unable to understand it.
- Madam, I have lost my shoes / blazer / tiffin box / water bottle etc.
- Madam, I came late as I missed my bus.
- Madam, I'm sorry. I have forgotten to bring my book, note book, pencil / eraser / drawing book etc.
- Madam, I'm sorry I couldn't complete my Home Work as I was unwell.
- Madam, may I borrow a pencil / eraser / ruler etc. from my partner as I've forgotten to bring it today.
- I am sorry for the delay.
- Could you please shut the door. Use of magic words like excuse me, sorry, thanks, please.
- When asking for something, say "Please."

- When receiving something, say “Thank you.”
- Do not interrupt grown-ups who are speaking with each other unless there is an emergency.
- If you need to get somebody's attention right away, the phrase “excuse me” is the most polite way for you to enter the conversation.
- When you have any doubt about doing something, ask permission first. It can save you from many hours of grief later.
- When you have spent time at your friend's house, remember to thank his or her parents for having you over and for the good time you had.
- Knock on closed doors and wait to see if there's a response before entering.

Children can be encouraged to use simple words and sentences at home also. For example –

- Mummy, can I help you in the kitchen?
- Mummy, can I lay the table today?
- Mummy, should I help you wash the dishes today?
- Papa, can I help you wash the car?
- Grandpa, should I come with you for a walk?
- Grandma, should I help you put the thread in the needle?
- Mummy, can I get you a glass of water?
- Mummy, may I take some more Ice-Cream from the fridge?
- Papa, I'm sorry I was rude to you.
- Papa, please teach me how to ride a bicycle.
- Mummy, can I join the summer workshop in the school?
- Mummy, can I help you wash and soak the rice?
- Mummy, should I cut the salad today?
- Mummy, I will make a cup of tea for you. Please tell me where are the tea leaves.
- Mummy, can you teach me to make cold coffee please?
- Didi, can you help me find my English note book?
- Papa, can we go for cycling today?

Wishing people properly – Hello Uncle / Aunty how are you?

Wishing parents and elders Good Morning, Good Afternoon, Good Evening and Good Night.

If we, as teachers and parents make a sincere effort and pay attention to the above mentioned points,

we can help our children to learn, to understand and speak English at an early age.

- Handwriting is the mirror of your personality
- You can impress the examiner by your good handwriting. It will help to speed in exams.

- Use a lead pencil, slant your paper at 45° to have a proper tilt and practice writing this poem (5 times) in four lined notebook.

“THE WAY THOUGHT THE WOODS”

THEY SHUT THE WAY THROUGH THE WOODS
SEVENTY YEARS AGO
WEATHER AND RAIN HAVE UNDONE IT AGAIN,
AND NOW YOU WOULD NEVER KNOW
THERE WAS ONCE A ROAD THROUGH THE WOODS,
BEFORE THEY PLANTED THE TREES.
IT IS UNDERSTAND THE COPPICE AND HEATH,
AND THE THIN ANEMONES.
ONLY THE KEEPER SEES
THAT, WHERE THE RING- DOVE BROODS,
AND THE BADGERS ROLL AT EASE,
THERE WAS ONCE A ROAD THROUGH THE WOODS.

Rudyard Kipling