



DELHI PUBLIC SCHOOL, UDHAMPUR

HOLIDAY HOMEWORK

CLASS - X

SESSION 2022-



23




Hello kids!

'Exciting time is here again! It's time for Summer Vacation and fun filled Activities'. Children you are the reservoirs of potential which needs to be tapped and channelized in diverse ways. Summer Vacation is the best and fruitful time for learning and for nurturing creativity. It is the time when you can do so many things in your own way. Complete your Holidays' Homework, be independent and try to improve your basic academic skills, such as reading, writing, and spellings and develop some personal skills and time management too. A few suggestions that you may keep in mind during vacation:

- ✓ Spend quality time with your family.
- ✓ Go for outings and have fun time with your family.
- ✓ Get yourself involved in small household activities.
- ✓ Inculcate good manners, healthy habits and respect for elders.
- ✓ Inculcate the feelings of empathy, affection and tolerance.
- ✓ Look after your younger brothers and sisters and support your parents.
- ✓ Converse with your friends/parents in English, if possible.
- ✓ Read books to enhance language skills.
- ✓ Play various indoor and outdoor games.

Remember that Summer Vacation is the time to relax and enjoy. So, spend these holidays filled with fun, frolic, learning and education.

SEE YOU ON 11th JULY, 2022



Edit with WPS Office

ENGLISH

Syllabus for Periodic Test II

Class – X Literature – First Flight – Long Walk to Freedom : Nelson Mandela , A Tiger in the Zoo Footprints Without Feet- The Thief's Story

Reading Comprehension – Case Based Study Passage

Writing - Analytical Paragraph

Grammar – Subject Verb Concord.

Holidays' Homework – Learn and Revise Syllabus of Periodic Test II ENGLISH

Individual Activity: Q1. Role Play

Read the autobiography of Anne Frank or Nelson Mandela Pick a situation from his/her life that has inspired you the most. Now, write down dialogues for a role play that you will present after your Vacations. Only original work shall be marked.

Group Activity:

Students with the below mentioned roll numbers need to collaborate and work upon the Following questions.

GROUP ROLL NUMBERS

A 1-10

B 11-20

C 21-32

GROUP A: Poem Writing :Read the poem The Tale of Custard the Dragon. On the basis of your reading Of the poem, write your own poem but in the form of a ballad. You may choose your own idea, theme and build up a story for the same. You must incorporate at least four poetic devices to enrich your piece of art. You may use refrain (single or two lines repeated often).

GROUP B: Advertisement Making

Read the chapter Glimpses of India. On the basis of your reading of part III of the chapter (A Tea from Assam), Design an advertisement. Imagine that you are the sales executive of a famous Tea company and you have been asked to draft an advertisement for the Product. You can draw pictures or add photographs of your choice to make it colourful. Remember to be as creative as you can be.

GROUP C: Poster Making

Make a poster portraying your thoughts and point of view on: "Love for freedom is the natural instinct of every living being." You may read Leslie Norris's A Tiger in the Zoo for your reference. Note: In all the group activities, names of all the students should be mentioned who have worked on the activity.

HINDI

PT – 2 Syllabus:

स्पर्श- पाठ 1 अब कहां दूसरों के दुख से दुखी होने वाले

पाठ 2- कबीर के दोहे

व्याकरण - वाक्य, अनुच्छेद ।


ग्रीष्म अवकाश गृह कार्य

निम्नलिखित विषयों पर दिए गए संकेत बिंदुओं के आधार पर अनुच्छेद लिखें ।

राष्ट्रभाषा हिंदी

संकेत बिंदु:

•संविधान में स्थान



- हिंदी जानने के लाभ
- संपर्क भाषा बनाने हेतु सुझाव
- समय नियोजन
- संकेत बिंदु:
- समय नियोजन का अर्थ
- समय नियोजन की जीवन में महत्व
- समय नियोजन के लाभ

प्रश्न 2. निम्नलिखित वाक्यों को संयुक्त वाक्य में बदले।

1. मैंने एक बहुत बीमार व्यक्ति को देखा।
2. मधुमक्खियां दूर दूर घूमकर मधु संचित करती हैं।
3. अभी-अभी आने वाले लड़कों को पानी पिलाओ।

प्रश्न 3. रचना के आधार पर निम्नलिखित वाक्यों का भेद बताएं:

1. आप अंदर आइए और बैठ जाइए।
2. वह दो दिन हमारे घर रहा और सबका प्रिय हो गया।
3. अध्यापिका ने पाठ पढ़ाने के बाद प्रश्न पूछे।

प्रश्न 4. निम्नलिखित वाक्य को पहचान कर उनके सामने साहिब तथा मिश्र वाक्य लिखिए।

1. आजकल लोगों की नजर वही है, जहां भ्रष्टाचार हो रहा है।
2. बात करने में सब एक- से- एक बढ़कर हैं, लेकिन सही बात कोई नहीं बताता।
3. कैसे कह सकते हो कि वह अवश्य आएगा ?

URDU

Holidays Homework

A. Revise Pt2 Syllabus

- Chapter 3:-Naki aur badi
- Chapter 4 :-Koal ka pass
- Chapter 5:-Ghazal
- Chapter 6:-Pani ki aaludagi

GRAMMAR:ESSAY WRITING

B. Projects

1. Essay writing Eid fitaron note book
- 2:- Essay writing karuna.

PT-2 SYLLABUS:

- Chapter 3:-Naki aur badi
- Chapter 4 :-Koal ka pass
- Chapter 5:-Ghazal
- Chapter 6:-Pani ki aaludagi

GRAMMAR:ESSAY WRITING

SANSKRIT:

PT-2 Syllabus:

पाठ ४ शिशुलालनम् , पाठ-५ जननी तुल्यवत्सला
व्याकरण - अपठित गद्यांश, पत्र, चित्र वर्णन।

Holidays Homework:



Edit with WPS Office

1 पाठ ४ शिशुलालनम् , पाठ-५ तुल्यवत्सला का अभ्यास करें व पढ़ें।
2 पोर्टफोलियो तैयार करें संस्कृत भाषा में। विषय-वस्तु , संस्कृत भाषा का महत्व, कोई एक अनुच्छेद, श्लोक अन्वय सहित , घटनाक्रम के अनुसार पाठ-4 या 5 में से करें। अपना व्यक्तिगत परिचय संस्कृत में लिखें और शैक्षिक (marks sheet and any certificate related to school activity) उपलब्धियों को लगाए , कक्षा षष्ठी से नौवीं तक की।

SOCIAL STUDIES

SUBJECT:ECONOMICS

HOLIDAYS HOMEWORK: MAKE A POWERPOINT PRESENTATION ON THE TOPIC "SECTORS OF INDIAN ECONOMY" WITH REFERENCE TO PRIMARY SECTOR, SECONDARY SECTOR, TERTIARY SECTOR ,ORGANISED AND UNORGANISED SECTOR, PUBLIC AND PRIVATE SECTOR.

PT-2 Syllabus:

Chapter no. 2 :Sectors of Indian Economy.

SUBJECT:GEOGRAPHY

PT-2 SYLLABUS

CHAPTER NO. 2

FOREST AND WILDLIFE RESOURCES

Holidays Homework:

Q1:Have you notice an activity which leads to the loss of biodiversity around you?Write a note on it and suggest the measures to prevent it.

Q2:Make a report and also paste pictures on water crisis in India and Rainwater Harvesting.

INSTRUCTION:Learn the topic done till date in class from your PT-2 Syllabus.

SUBJECT:HISTORY/CIVICS

Holidays Homework:

- ❖ Revise chapter 2 of Civics , Federalism and Chapter 1 of History , Nationalism in Europe for PT-2
- ❖ Draw and Paste the (Use A4 size paper or Scrapbook for it) pictures of Germania, Marriana and Bharat Mata and write the significant pictures of these female allegories.

Note: Sketching of images is appreciable. You will have to explain these features in the class.

PT-2 SYLLABUS:

- ❖ Revise chapter 2 of Civics , Federalism and Chapter 1 of History , Nationalism in Europe for PT-2

SUBJECT:SCIENCE

PT2 SYLLABUS:

Subject: Biology

Chapter Name:Life processes (Topics: Transportation and Excretion)

Chapter Name:Control and Coordination



Subject:Physics

Chapter Name:Light

Subject:Chemistry

Chapter no. 1:Chemical Reactions and Equations

Chapter no. 2:Acids, Bases and salts

(Topics included:Arrhenius Concept, Strong and Weak acids , Indicators, Chemical properties of Acids)

HOLIDAYS HOMEWORK:

LIST OF EXPERIMENTS:

NOTE:STUDENT NEEDS TO PURCHASE A SINGLE PRACTICAL FILE AND WRITE THE FOLLOWING PRACTICALS IN THE NOTEBOOKS.

1. A. Finding the pH of the following samples by using pH paper/universal indicator: Unit-I

- (i) Dilute Hydrochloric Acid
- (ii) Dilute NaOH solution
- (iii) Dilute Ethanoic Acid solution
- (iv) Lemon juice
- (v) Water
- (vi) Dilute Hydrogen Carbonate solution

B. Studying the properties of acids and bases (HCl & NaOH) on the basis of their reaction with:

Unit-I

- a) Litmus solution (Blue/Red)
- b) Zinc metal
- c) Solid sodium carbonate


2. Performing and observing the following reactions and classifying them into: Unit -I

- A. Combination reaction
- B. Decomposition reaction
- C. Displacement reaction
- D. Double displacement reaction

- (i) Action of water on quicklime
- (ii) Action of heat on ferrous sulphate crystals
- (iii) Iron nails kept in copper sulphate solution
- (iv) Reaction between sodium sulphate and barium chloride solutions

3. Observing the action of Zn, Fe, Cu and Al metals on the following salt solutions: Unit-I

- i) $\text{ZnSO}_4(\text{aq})$



- ii) $\text{FeSO}_4(\text{aq})$
- iii) $\text{CuSO}_4(\text{aq})$
- iv) $\text{Al}_2(\text{SO}_4)_3(\text{aq})$

Arranging Zn, Fe, Cu and Al (metals) in the decreasing order of reactivity based on the Above result.

4. Studying the dependence of potential difference (V) across a resistor on the current (I) passing Through it and determine its resistance. Also plotting a graph between V and I. Unit-IV
5. Determination of the equivalent resistance of two resistors when connected in series and Parallel. Unit-IV
6. Preparing a temporary mount of a leaf peel to show stomata.
7. Experimentally show that carbon dioxide is given out during respiration. Unit-II
8. Study of the following properties of acetic acid (ethanoic acid): Unit- I
 - i) Odour
 - ii) Solubility in water
 - iii) Effect on litmus
 - iv) Reaction with Sodium Hydrogen Carbonate
9. Study of the comparative cleaning capacity of a sample of soap in soft and hard water. Unit- I
10. Determination of the focal length of: Unit-III
 - i) Concave mirror
 - ii) Convex lens

By obtaining the image of a distant object.

11. Tracing the path of a ray of light passing through a rectangular glass slab for different angles

Of incidence. Measure the angle of incidence, angle of refraction, angle of emergence and

Interpret the result. Unit – III

12. Studying (a) binary fission in Amoeba, and (b) budding in yeast and Hydra with the help of Prepared slides. Unit-II

13. Tracing the path of the rays of light through a glass prism. Unit-III


Identification of the different parts of an embryo of a dicot seed (Pea, gram or red kidney Bean). Unit-II

SUBJECT: MATHEMATICS

Pt 2 syllabus

Ch - 3 : Linear equations in two variables

Ch - 4, Quadratic Equations



Project work on topic - Experiments on Probability

Objective : To appreciate that finding probability through experiment is different from finding probability by calculation. Students become sensitive towards the fact if they increase the number of observations, probability found through experiment approaches the calculated probability.

Pre-project Knowledge:

- Concept of theoretical and experimental probability
- Knowledge of statistics(Pie Charts)

Materials Required:

- Few Sheets of paper
- Geometry Box
- Coloured Pens/Sketch Pens

SUBJECT: COMPUTER APPLICATIONS

Pt2 syllabus:

Chap 4(Images,links and tables)

Holidays homework:

Q1:-Sumit has to create following list through HTML as a part of his social science project.Help him in writing HTML code for the same.

ASIAN COUNTRIES AND THEIR CAPITALS

1.INDIA

- NEW DELHI

2. PAKISTAN

- ISLAMABAD

3.THAILAND

- BANGKOK

Q2:-Shreya has just started learning HTML. She has made a list of few HTML tags which she will be using in creating a webpage but by mistake she has mentioned wrong attributes in front of the tags. Help her in selecting correct attributes from 'COLUMN B' for the tags given in 'COLUMN A'

COLUMN A (TAGS)	COLUMN B (ATTRIBUTES)
BODY	NAME
IMG	TEXT
OL	ALT
A	START

Q3:-What is a header cell? Name the <TABLE> tag which is used as a header cell.

Q4:-What is a data cell? Name the <TABLE> tag which is used as a data cell.

Q5:-Name the attributes that are used to do the following in HTML.

i.merge two or more rows.

ii.change the background colour of the cells in a table.

Q6:-Explain the <VIDEO> Element in HTML.

Q7:-Observe the following table and write the HTML code to generate it.



Available Paintings /			
I N D I A N	PAINTING		
	NAME	QTY	PRIZE
	Oil Painting	4	3000
	Glass Painting	2	5000
	Canvas	2	1000

Q8:-Give HTML code for the following output.

FRUITS

1. Mango
2. Orange

COLORS

- RED
- GREEN

Q9:Gaurav, a web designer in a company named "international designers" has just created a webpage in which different sections of the webpage are linked and can be traversed by clicking on the text given as "top", "middle" and "bottom". Is the internal linking or external linking and why? Additionally tell him about the suitable tag and its attribute(s) to open another webpage named 'second.htm,' by clicking on the text "Next".

Q10:-Name the following with respect to HTML.

- i.Attribute for changing text color.
- ii.Attribute for giving alternate text for image.

PROJECT WORK

(NOTE:YOU NEED TO SAVE THE SAME IN SOFT AS WELL AS IN HARD FORM.LATER ON YOU WILL PASTE IT IN YOUR FINAL PRACTICAL FILES.)

PROJECT 1:-Create the following web page and write the HTML code for it.

E-SHOPPING

All Your Shopping Needs Met With Mouse Click

Availability of all possible leading brands. Guarantee of quality and price. Free Home Delivery.



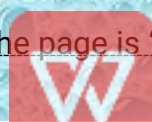
We provide the following category of products:

1. **Clothing & Accessories**
 - o Men
 - o Women
 - o Kids
2. **Household Appliances**
3. **Grocery**

Shop Timings: 10:00 am to 8:00 pm

Consider the following points while generating the webpage:

- The background color of the webpage is pale yellow.
- The title of the page is "E-Shopping".



- The heading is red colour.
- The sub-heading is in green colour.
- Text colour is maroon.
- Font of the entire document is Arial.
- Image used is "images.html".
- The pages linked are:
 - ✓ Clothing and Accessories to "cloth.html"
 - ✓ Household appliances to "house.html".
 - ✓ Grocery to "grocery.html"
- Bottom message is of size 2

PROJECT 2:


Create the following web page and write the HTML Code for it.

GLOBAL WARMING

Global warming is the observed century-scale rise in the average temperature of earth.
 Since the early 20th century, the global air and sea surface temperature has increased about 0.8°C (1.4°F), with about two-thirds of the increase occurring since 1980.

Initial causes of temperature changes:

- [Greenhouse gases](#)
- [Particulates and soot](#)
- [Solar Activity](#)



Observed and expected environmental effects

Natural systems	Ecological system	Long-term effects	Large-scale and abrupt impacts
-----------------	-------------------	-------------------	--------------------------------


[For more Details](#)

Note the following points while generating the webpage:

- ❖ The title of the page is "Global Warming".
- ❖ The font of the heading is Arial and colour is Blue.
- ❖ The Colour of the links is Green.
- ❖ The Font style for the page is Swis.
- ❖ The image used is "warming.png".
- ❖ The table border is 2 px and the colour of the border is red.
- ❖ Use links as:
 - o For greenhouse gases as "one.html"
 - o For particulates and soot as "two.html"
 - o For Solar activity as "three.html"
- ❖ The e-mail id for the message at the bottom of the page is:abc@xyz.com.



HAPPY HOLIDAYS



Edit with WPS Office